

Shire of Goomalling



COUNCIL MEETING AGENDA

April 2022





TABLE OF CONTENTS

Item No	Description	Page No
1.	DECLARATION OF OPENING & ANNOUNCEMENT OF VISITORS	3
2.	RECORD OF ATTENDANCE/APOLOGIES & APPROVED LEAVE OF ABSENCE	3
3.	DECLARATION OF FINANCIAL / IMPARTIALITY / PROXIMITY INTEREST	3
4.	PUBLIC QUESTION TIME	3
5.	APPLICATION FOR MEMBERS FOR LEAVE OF ABSENCE	3
6.	CONFIRMATION AND RECEIVING OF MINUTES/BUSINESS ARISING	3
	6.1 Ordinary Meeting of Council – 16 March 2022	
7.	ANNOUNCEMENTS BY THE PRESIDING PERSON WITHOUT DISCUSSION	3
8.	PETITIONS/DEPUTATIONS/PRESENTATIONS/SUBMISSIONS	3
9.	OFFICERS' REPORTS	
	9.1 Schedule of Accounts – March 2022	4
	9.2 Monthly Financial Reports – March 2022	26
	9.3 Pet Sterilisation Program	53
	9.4 Planning Application – 16 High Street	58
	9.5 WALGA State Council matters for decision	62
	9.6 Planning Application – 859 Oak Park Road	103
	9.7 Common Seal - Grant of Right of Burial No 132	120
10.	ELECTED MEMBERS MOTION OF WHICH PREVIOUS NOTICE HAS BEEN GIVEN	122
11.	NEW BUSINESS OF AN URGENT NATURE AGREED TO BY RESOLUTION OF COUNCIL	122
12.	MATTERS BEHIND CLOSED DOORS	122
13.	INFORMATION BULLETIN	123
	13.1 Inward Correspondence	
	13.2 Action List	
	13.3 Chief Executive Officer's Report	
	13.4 Works Manger's Report	
	13.5 Parks & Gardens Report	
	13.6 Plant Report	
	13.7 Building Maintenance Report	
14.	MEETING CLOSURE	133



NYOONGAR ACKNOWLEDGEMENT

We acknowledge this land that we meet on today is part of the traditional lands of the Nyoongar people and that we respect their spiritual relationship with their country. We also acknowledge the Nyoongar Ballardong people as the custodians of the greater Goomalling/Koomal area and that their cultural and heritage beliefs are still important to the living Nyoongar Ballardong people today.

NOTICE OF MEETING

Meeting No. 3 of 2022 of the Shire of Goomalling Council to be held in the Council Chambers, Administration Office, 32 Quinlan Street, Goomalling on Wednesday 16 March 2022 beginning at 3.00pm.

1. DECLARATION OF OPENING & ANNOUNCEMENT OF VISITORS

2. RECORD OF ATTENDANCE/APOLOGIES & APPROVED LEAVE OF ABSENCE

2.1. Attendance

Council	President & Chairperson	Cr Barry Haywood
	Vice President	Cr Julie Chester
	Councillor	Cr Mark Ashton
	Councillor	Cr Christine Barratt
	Councillor	Cr Casey Butt
	Councillor	Cr Roland Van Gelderen
	Councillor	Cr Brendon Wilkes
Administration	Chief Executive Officer	Mr Peter Bentley
	Finance Manager	Miss Natalie Bird
	Works Manager	Mr David Long

2.2. Apologies

2.3. Approved Leave of Absence

3. DECLARATION OF:

- FINANCIAL INTEREST
- MEMBERS IMPARTIALITY INTEREST
- PROXIMITY INTEREST

4. PUBLIC QUESTION TIME

5. APPLICATION FROM MEMBERS FOR LEAVE OF ABSENCE

6. CONFIRMATION AND RECEIVING OF MINUTES & BUSINESS ARISING

6.1 Ordinary Meeting of Council held Wednesday 16 March 2022

7. ANNOUNCEMENTS BY THE PRESIDING PERSON WITHOUT DISCUSSION

8. PETITIONS/DEPUTATIONS/PRESENTATIONS/SUBMISSIONS



9. OFFICERS' REPORTS

9.1 SCHEDULE OF ACCOUNTS PAID 1 MARCH TO 31 MARCH 2022

File Reference	Not applicable
Disclosure of Interest	Nil
Applicant	Not Applicable
Previous Item Numbers	No Direct
Date	8 April 2022
Author	
Authorising Officer	Natalie Bird, Finance Manager
Attachments	
1. Schedule of Payments – March 2022 2. Corporate Credit Card Statements February 2022	

Summary

FUND VOUCHERS AMOUNT

EFT 4040 to 4140	\$453,569.93
Direct Debits 8505 to 8508	\$23,678.06
Cheques 15344 to 15353	\$14,246.70
Payroll JNL 6625 & 6637	\$105,509.00
Super DD13873 & 13898	\$15,132.57
TOTAL	\$612,136.26

Voting Requirements

Simple Majority

OFFICER'S RECOMMENDATION

That the Council:

Approve vouchers from the Municipal Fund and Trust Fund as detailed:

EFT 4040 to 4140	\$453,569.93
Direct Debits 8505 to 8508	\$23,678.06
Cheques 15344 to 15353	\$14,246.70
Payroll JNL 6625 & 6637	\$105,509.00
Super DD13873 & 13898	\$15,132.57
TOTAL	\$612,136.26



9.2 FINANCIAL REPORT FOR MARCH 2022

File Reference	Not Applicable
Disclosure of Interest	Nil
Applicant	Shire of Goomalling
Previous Item Numbers	No Direct
Date	11 April 2022
Author	Natalie Bird, Finance Manager
Authorising Officer	Natalie Bird, Finance Manager
Attachments 1. Monthly Financial Report to 31 March 2022	

Summary

In accordance with the *Local Government (Financial Management) Regulations 1996*, to follow is the presentation of the Monthly Financial Reports to Council.

Background

Monthly Financial Reports are to be presented to Council and are to be received by Council resolution.

Statutory Environment

Local Government Act 1995 – Section 6.4 (as amended)
Local Government (Financial Management) Regulations 1996 – Clause 34 and 35

Policy Implications

No specific policy regarding this matter.

Financial Implications

Ongoing management of Council funds

Strategic Implications

Shire of Goomalling Community Strategic Plan 2019-2028	
4.1.4	Provide reporting processes in a transparent, accountable and timely manner

Voting Requirements

Simple Majority

OFFICER’S RECOMMENDATION

That the Council:

1. Receive the Monthly Financial Report to 31 March 2022

SHIRE OF GOOMALLING
MONTHLY FINANCIAL REPORT
(Containing the Statement of Financial Activity)
For the period ending 31 March 2022

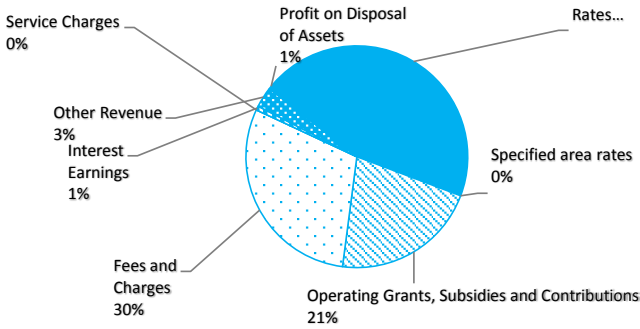
LOCAL GOVERNMENT ACT 1995
LOCAL GOVERNMENT (FINANCIAL MANAGEMENT) REGULATIONS 1996

TABLE OF CONTENTS

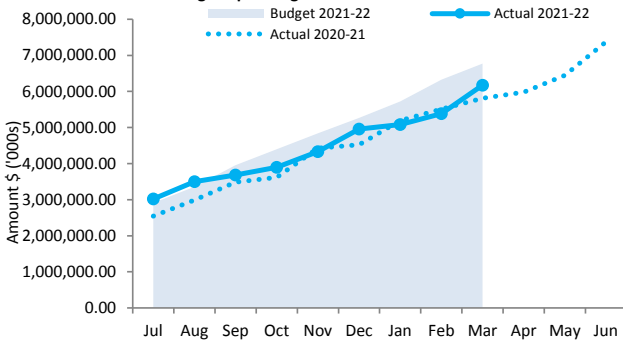
Statement of Financial Activity by Program	5
Statement of Financial Activity by Nature or Type	7
Note 1 Statement of Financial Activity Information	8
Note 2 Cash and Financial Assets	9
Note 3 Receivables	10
Note 4 Stock	11
Note 5 Payables	12
Note 6 Rate Revenue	13
Note 7 Disposal of Assets	14
Note 8 Capital Acquisitions	15-16
Note 9 Borrowings	17-18
Note 10 Cash Reserves	19
Note 11 Other Current Liabilities	20
Note 12 Operating grants and contributions	21
Note 13 Non operating grants and contributions	22
Note 14 Disposal Note	23
Note 15 Explanation of Material Variances	24
Note 16 Budget Amendments	25-26

OPERATING ACTIVITIES

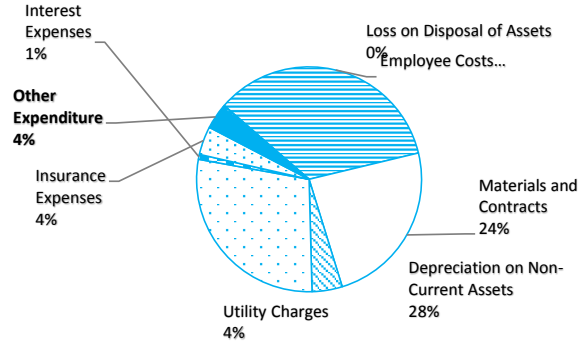
OPERATING REVENUE



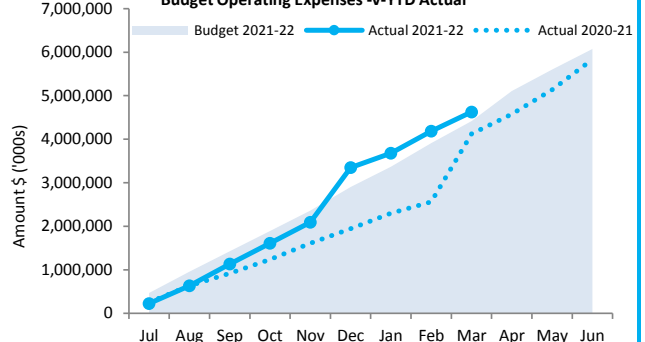
Budget Operating Revenues -v- Actual



OPERATING EXPENSES



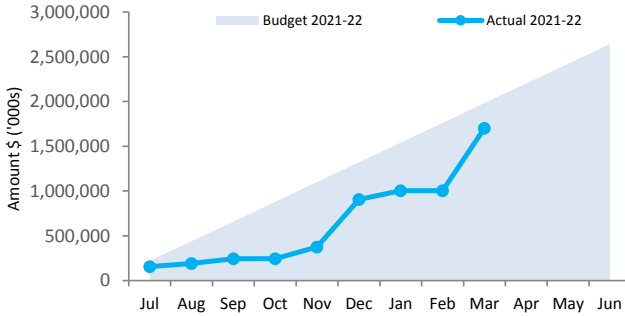
Budget Operating Expenses -v- YTD Actual



INVESTING ACTIVITIES

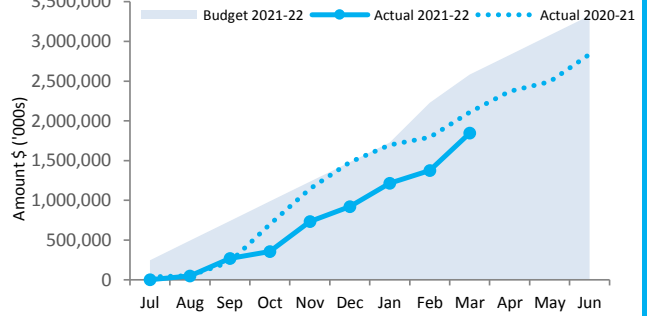
Non-Operating Grants

Budget Capital Revenue -v- Actual



CAPITAL EXPENSES

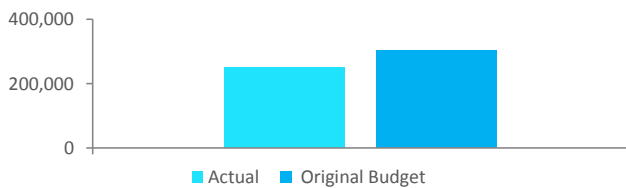
Budget Capital Expenses -v- Actual



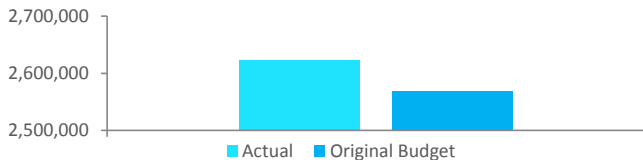
FINANCING ACTIVITIES

BORROWINGS


Principal Repayments



Principal Outstanding



RESERVES



Funding surplus / (deficit) Components								
Funding surplus / (deficit)								
	Adopted Budget	YTD Budget (a)	YTD Actual (b)	Var. \$ (b)-(a)				
Opening	(\$0.27 M)	(\$0.27 M)	(\$0.33 M)	(\$0.05 M)				
Closing	(\$0.02 M)	\$0.92 M	\$0.29 M	(\$0.63 M)				
Refer to Statement of Financial Activity								
Cash and cash equivalents			Payables		Receivables			
	\$1.33 M	% of total		\$0.31 M	% Outstanding		\$0.92 M	% Collected
Unrestricted Cash	\$0.41 M	30.7%	Trade Payables	\$0.17 M		Rates Receivable	\$0.14 M	94.4%
Restricted Cash	\$0.92 M	69.3%	Over 30 Days		0.0%	Trade Receivable	\$0.92 M	
			Over 90 Days		0%	Over 30 Days		6.9%
						Over 90 Days		5.9%
Refer to Note 2 - Cash and Financial Assets			Refer to Note 5 - Payables		Refer to Note 3 - Receivables			
Key Operating Activities								
Amount attributable to operating activities								
Adopted Budget	YTD Budget (a)	YTD Actual (b)	Var. \$ (b)-(a)					
\$1.14 M	\$1.96 M	\$1.13 M	(\$0.83 M)					
Refer to Statement of Financial Activity								
Rates Revenue			Operating Grants and Contributions			Fees and Charges		
YTD Actual	YTD Budget	% Variance	YTD Actual	YTD Budget	% Variance	YTD Actual	YTD Budget	% Variance
\$2.30 M	\$2.07 M	11.3%	\$0.90 M	\$0.63 M	44.2%	\$1.27 M	\$1.15 M	9.6%
Refer to Note 6 - Rate Revenue			Refer to Note 20 - Operating Grants and Contributions			Refer to Statement of Financial Activity		
Key Investing Activities								
Amount attributable to investing activities								
Adopted Budget	YTD Budget (a)	YTD Actual (b)	Var. \$ (b)-(a)					
(\$0.60 M)	(\$0.42 M)	(\$0.25 M)	\$0.17 M					
Refer to Statement of Financial Activity								
Proceeds on sale			Asset Acquisition			Non-Operating Grants		
YTD Actual	Adopted Budget	%	YTD Actual	Adopted Budget	% Spent	YTD Actual	Adopted Budget	% Received
\$0.16 M	\$0.12 M	35.2%	\$1.85 M	\$3.39 M	(45.5%)	\$1.70 M	\$2.62 M	(35.1%)
Refer to Note 14 - Disposal of Assets			Refer to Note 15 - Capital Acquisition			Refer to Note 15 - Capital Acquisition		
Note 14								
Key Financing Activities								
Amount attributable to financing activities								
Adopted Budget	YTD Budget (a)	YTD Actual (b)	Var. \$ (b)-(a)					
(\$0.28 M)	(\$0.34 M)	(\$0.26 M)	\$0.08 M					
Refer to Statement of Financial Activity								
Borrowings			Reserves			Lease Liability		
Principal repayments	Interest expense	Principal due	Reserves balance	Interest earned	Principal repayments	Interest expense	Principal due	
\$0.25 M	\$0.09 M	\$2.62 M	\$0.91 M	\$0.00 M	\$0.00 M	\$0.00 M	\$0.03 M	
Refer to Note 16 - Borrowings			Refer to Note 18 - Cash Reserves			Refer to Note 17 - Lease Liabilities		

This information is to be read in conjunction with the accompanying Financial Statements and notes.

KEY TERMS AND DESCRIPTIONS

FOR THE PERIOD ENDED 31 MARCH 2022

STATUTORY REPORTING PROGRAMS

Shire operations as disclosed in these financial statements encompass the following service orientated activities/programs.

PROGRAM NAME AND OBJECTIVES

ACTIVITIES

GOVERNANCE

To provide a decision making process for the efficient allocation of resources

To include the activities of members of Council and the administration support available to the Council for the provision of governance of the district. Other costs relate to assisting elected members and ratepayers on matters which do not concern specific Council services.

GENERAL PURPOSE FUNDING

To collect revenue to allow for the provision of services.

Rates, general purpose government grants and interest revenue.

LAW, ORDER, PUBLIC SAFETY

To provide services to help ensure a safer and environmentally conscious community.

Supervision and enforcement of various local laws relating to fire prevention, animal control, community crime prevention and other aspects of public safety including emergency services.

HEALTH

To provide an operational framework for environmental and community health.

Inspection of food premises and food control. Provision of Medical Surgery and Doctor. Also noise control and waste disposal compliance

EDUCATION AND WELFARE

To provide services to disadvantaged persons including the elderly, children and youth.

Maintenance of child minding centre, playgroup centre, senior citizens centre. Provision and maintenance of youth services.

HOUSING

To provide and maintain housing for staff, aged and community housing projects operated by Joint Venture with the Department of Housing.

Staff housing, provision of general rental accommodation to the public when not required by staff.

COMMUNITY AMENITIES

To provide necessary services as required by the community.

Rubbish collection and recycling, operation of disposal sites, administration, maintenance & operation of the Shire Townsite Sewerage Scheme. Administration of the Shire of Goomalling Town Planning Scheme. Administration, maintenance & operation of the Goomalling public cemeteries, public toilets & the Goomalling Community Bus.

RECREATION AND CULTURE

To establish & effectively manage infrastructure and resources which will help the social wellbeing of the community.

Maintenance and operation of public halls, swimming pool, sporting pavilions, parks and gardens, recreation centre, sports playing surface areas and reserves including football oval, hockey oval, tennis courts, bowling greens. Contribution to the operation of the Goomalling Public Library, museums and cultural facilities.

TRANSPORT

To provide safe, effective and efficient transport services to the community.

Construction and maintenance of streets, roads, footpaths, drainage & signs. Maintenance and operation of street lights, works depot and aerodrome. Cleaning of streets and provision and maintenance of street trees. Purchase, maintenance and operation of plant.

ECONOMIC SERVICES

To help promote the Shire and its economic wellbeing.

Tourism and area promotion including the maintenance and operation of the Shire of Goomalling Caravan Park facilities and Motel Units. Provision of rural services including building control, standpipes, noxious weeds and vermin control. Maintenance costs associated with the Goomalling Community Resource Centre.

OTHER PROPERTY AND SERVICES

To monitor and control Council's overheads operating accounts.

Private works, plant repairs and operations. Housing and Engineering operations costs.

STATEMENT OF FINANCIAL ACTIVITY
FOR THE PERIOD ENDED 31 MARCH 2022

STATUTORY REPORTING PROGRAMS

	Ref	Adopted Budget	Current Budget	YTD Budget	YTD Actual	Var. \$	Var. %	Var.
	Note			(a)	(b)	(b)-(a)	(b)-(a)/(a)	
		\$		\$	\$	\$	%	
Opening funding surplus / (deficit)	1(c)	(273,269)	(325,028)	(273,269)	(325,028)	(51,759)	18.94%	
Revenue from operating activities								
Governance		32,000	62,000	47,244	33,757	(13,487)	(28.55%)	▼
General purpose funding		2,549,407	2,618,096	2,505,078	2,474,828	(30,250)	(1.21%)	
Law, order and public safety		365,800	371,400	278,532	232,526	(46,006)	(16.52%)	▼
Health		664,000	664,500	498,366	422,655	(75,711)	(15.19%)	▼
Education and welfare		600	800	603	495	(108)	(17.91%)	
Housing		273,310	281,310	210,960	185,954	(25,006)	(11.85%)	▼
Community amenities		501,600	505,700	496,316	488,368	(7,948)	(1.60%)	
Recreation and culture		126,656	147,056	116,458	59,137	(57,321)	(49.22%)	▼
Transport		328,408	410,408	328,285	272,085	(56,200)	(17.12%)	▼
Economic services		284,900	310,050	238,259	227,687	(10,572)	(4.44%)	
Other property and services		63,500	88,362	69,219	73,833	4,614	6.67%	
		5,190,181	5,459,683	4,789,321	4,471,325	(317,996)		
Expenditure from operating activities								
Governance		(255,183)	(266,983)	(182,602)	(181,962)	640	0.35%	
General purpose funding		(96,309)	(94,809)	(71,719)	(75,093)	(3,374)	(4.70%)	
Law, order and public safety		(557,992)	(605,692)	(340,914)	(343,037)	(2,123)	(0.62%)	
Health		(709,524)	(705,174)	(525,465)	(532,707)	(7,242)	(1.38%)	
Education and welfare		(16,262)	(15,362)	(11,520)	(11,991)	(471)	(4.09%)	
Housing		(414,582)	(385,992)	(288,558)	(232,920)	55,638	19.28%	▲
Community amenities		(603,391)	(600,391)	(450,153)	(458,741)	(8,588)	(1.91%)	
Recreation and culture		(958,033)	(924,483)	(692,964)	(677,643)	15,321	2.21%	
Transport		(1,449,389)	(1,870,989)	(1,407,573)	(1,673,566)	(265,993)	(18.90%)	▼
Economic services		(525,127)	(541,727)	(413,487)	(402,164)	11,323	2.74%	
Other property and services		(57,256)	(61,987)	(30,240)	(36,461)	(6,221)	(20.57%)	
		(5,643,048)	(6,073,589)	(4,415,195)	(4,626,285)	(211,090)		
Non-cash amounts excluded from operating activities	1(a)	1,588,999	1,588,999	1,588,999	1,286,645	(302,354)	(19.03%)	▼
Amount attributable to operating activities		1,136,132	975,093	1,963,124	1,131,685	(831,439)		
Investing Activities								
Proceeds from non-operating grants, subsidies and contributions	21	2,623,045	2,643,045	1,982,268	1,702,640	(279,628)	(14.11%)	▼
Less Unspent Non-Operating Grants represented as Contract Liabilities	21	0	0	0	(288,260)			
Net Revenue from Non-Operating Grants	21	2,623,045	2,643,045	1,982,268	1,414,380			
	<i>Note 14</i>							
Proceeds from disposal of assets	4	120,000	120,000	120,000	162,291	42,291	35.24%	▲
Proceeds from financial assets at amortised cost - self supporting loans	16	39,157	39,157	19,256	19,256	0	0.00%	
Payments for property, plant and equipment and infrastructure	5	(3,385,700)	(3,323,927)	(2,546,132)	(1,845,732)	700,400	27.51%	▲
Amount attributable to investing activities		(603,498)	(521,725)	(424,608)	(249,806)	174,802		
Financing Activities								
Loan to Medical Surgery		0	0	(10,000)	(10,000)	0	0.00%	
Transfer from reserves	18	50,000	50,000	0	0	0	0.00%	
Payments for principal portion of lease liabilities	17	(21,412)	(21,412)	(21,412)	0	21,412	100.00%	▲
Repayment of debentures	16	(304,779)	(304,779)	(304,779)	(250,919)	53,860	17.67%	▲
Transfer to reserves	18	(7,500)	(7,500)	(7,500)	(3,639)	3,861	51.48%	
Amount attributable to financing activities		(283,692)	(283,691)	(343,691)	(264,558)	79,133		
Closing funding surplus / (deficit)	1(c)	(24,327)	(155,351)	921,556	292,296	(629,260)		

KEY INFORMATION

▲ ▼ Indicates a variance between Year to Date (YTD) Actual and YTD Actual data as per the adopted materiality threshold. Refer to Note 2 for an explanation of threshold. Refer to Note 15 for an explanation of the reasons for the variance.

The material variance adopted by Council for the 2021-22 year is \$10,000 or 10.00% whichever is the greater.

This statement is to be read in conjunction with the accompanying Financial Statements and notes.

KEY TERMS AND DESCRIPTIONS

FOR THE PERIOD ENDED 31 MARCH 2022

NATURE OR TYPE DESCRIPTIONS

REVENUE

RATES

All rates levied under the *Local Government Act 1995*. Includes general, differential, specified area rates, minimum rates, interim rates, back rates, ex-gratia rates, less discounts and concessions offered. Exclude administration fees, interest on instalments, interest on arrears, service charges and sewerage rates.

OPERATING GRANTS, SUBSIDIES AND CONTRIBUTIONS

Refers to all amounts received as grants, subsidies and contributions that are not non-operating grants.

NON-OPERATING GRANTS, SUBSIDIES AND CONTRIBUTIONS

Amounts received specifically for the acquisition, construction of new or the upgrading of identifiable non financial assets paid to a local government, irrespective of whether these amounts are received as capital grants, subsidies, contributions or donations.

REVENUE FROM CONTRACTS WITH CUSTOMERS

Revenue from contracts with customers is recognised when the local government satisfies its performance obligations under the contract.

FEES AND CHARGES

Revenues (other than service charges) from the use of facilities and charges made for local government services, sewerage rates, rentals, hire charges, fee for service, photocopying charges, licences, sale of goods or information, fines, penalties and administration fees. Local governments may wish to disclose more detail such as rubbish collection fees, rental of property, fines and penalties, other fees and charges.

SERVICE CHARGES

Service charges imposed under *Division 6 of Part 6 of the Local Government Act 1995*. *Regulation 54 of the Local Government (Financial Management) Regulations 1996* identifies these as television and radio broadcasting, underground electricity and neighbourhood surveillance services. Exclude rubbish removal
Note 14

charges. Interest and other items of a similar nature received from bank and investment accounts, interest on rate instalments, interest on rate arrears and interest on debtors.

INTEREST EARNINGS

Interest and other items of a similar nature received from bank and investment accounts, interest on rate instalments, interest on rate arrears and interest on debtors.

OTHER REVENUE / INCOME

Other revenue, which can not be classified under the above headings, includes dividends, discounts, rebates etc.

PROFIT ON ASSET DISPOSAL

Excess of assets received over the net book value for assets on their disposal.

EXPENSES

EMPLOYEE COSTS

All costs associate with the employment of person such as salaries, wages, allowances, benefits such as vehicle and housing, superannuation, employment expenses, removal expenses, relocation expenses, worker's compensation insurance, training costs, conferences, safety expenses, medical examinations, fringe benefit tax, etc.

MATERIALS AND CONTRACTS

All expenditures on materials, supplies and contracts not classified under other headings. These include supply of goods and materials, legal expenses, consultancy, maintenance

agreements, communication expenses, advertising expenses,

membership, periodicals, publications, hire expenses, rental, leases, postage and freight etc. Local governments may wish to disclose more detail such as contract services, consultancy, information technology, rental or lease expenditures.

UTILITIES (GAS, ELECTRICITY, WATER, ETC.)

Expenditures made to the respective agencies for the provision of power, gas or water. Exclude expenditures incurred for the reinstatement of roadwork on behalf of these agencies.

INSURANCE

All insurance other than worker's compensation and health benefit insurance included as a cost of employment.

LOSS ON ASSET DISPOSAL

Shortfall between the value of assets received over the net book value for assets on their disposal.

DEPRECIATION ON NON-CURRENT ASSETS

Depreciation expense raised on all classes of assets.

INTEREST EXPENSES

Interest and other costs of finance paid, including costs of finance for loan debentures, overdraft accommodation and refinancing expenses.

OTHER EXPENDITURE

Statutory fees, taxes, allowance for impairment of assets, member's fees or State taxes. Donations and subsidies made to community groups.

**STATEMENT OF FINANCIAL ACTIVITY
FOR THE PERIOD ENDED 31 MARCH 2022**

BY NATURE OR TYPE

	Ref Note	Adopted Budget	Current Budget	YTD Budget (a)	YTD Actual (b)	Var. \$ (b)-(a)	Var. % (b)-(a)/(a)	Var.
		\$		\$	\$	\$	%	
Opening funding surplus / (deficit)	1(c)	(273,269)	(325,028)	(273,269)	(325,028)	(51,759)	18.94%	
Revenue from operating activities								
Rates	6	2,067,708	2,067,280	2,067,280	1,879,216	(188,064)	(9.10%)	
Other rates	6	233,350	233,350	233,350	233,350	0	0.00%	
Operating grants, subsidies and contributions	20	1,276,758	1,430,758	1,150,492	904,197	(246,295)	(21.41%)	▼
Fees and charges		1,439,406	1,490,126	1,154,903	1,265,816	110,913	9.60%	
Interest earnings		41,957	50,457	38,321	25,263	(13,058)	(34.08%)	▼
Other revenue		131,000	187,713	144,975	126,924	(18,051)	(12.45%)	▼
Profit on disposal of assets	4	0	0	0	36,559	36,559	0.00%	▲
		5,190,179	5,459,683	4,789,321	4,471,323	(317,998)		
Expenditure from operating activities								
Employee costs		(2,061,721)	(2,113,133)	(1,569,226)	(1,612,151)	(42,926)	(2.74%)	
Materials and contracts		(1,262,922)	(1,599,551)	(1,070,135)	(1,110,193)	(40,058)	(3.74%)	
Utility charges		(256,101)	(258,401)	(193,871)	(201,005)	(7,134)	(3.68%)	
Depreciation on non-current assets		(1,588,999)	(1,588,999)	(1,191,663)	(1,308,253)	(116,590)	(9.78%)	
Interest expenses		(149,526)	(148,526)	(111,384)	(32,648)	78,736	70.69%	▲
Insurance expenses		(172,679)	(174,179)	(130,365)	(189,021)	(58,656)	(44.99%)	▼
Other expenditure		(151,100)	(190,800)	(148,552)	(158,514)	(9,962)	(6.71%)	
Loss on disposal of assets	4	0	0	0	(14,500)	(14,500)	0.00%	▼
		(5,643,048)	(6,073,589)	(4,415,196)	(4,626,284)	(211,089)		
Non-cash amounts excluded from operating activities	1(a)	1,588,999	1,588,999	1,588,999	1,286,645	(302,354)	(19.03%)	▼
Movement in liabilities associated with restricted cash				0	0	0	0.00%	
Amount attributable to operating activities		1,136,130	975,093	1,963,124	1,131,684	(831,440)		
Investing activities								
Proceeds from non-operating grants, subsidies and contributions	21	2,623,045	2,643,045	1,982,268	1,702,640	(279,628)	(14.11%)	▼
Less Unspent Non-Operating Grants represented as Contract Liabilities	21	0	0	0	(288,260)			
Net Revenue from Non-Operating Grants	21	2,623,045	2,643,045	1,982,268	1,414,380			
Proceeds from disposal of assets	4	120,000	120,000	120,000	162,291	42,291	35.24%	▲
Proceeds from financial assets at amortised cost - self supporting loans	16	39,157	39,157	19,256	19,256	0	0.00%	
Payments for property, plant and equipment and infrastructure	5	(3,385,700)	(3,323,927)	(2,546,132)	(1,845,732)	700,400	27.51%	▲
Amount attributable to investing activities		(603,498)	(521,725)	(424,608)	(249,806)	174,802		
Note 14								
Financing Activities								
Loan to Medical Surgery		0	0	(10,000)	(10,000)	0	0.00%	
Transfer from reserves	18	50,000	50,000	0	0	0	0.00%	
Payments for principal portion of lease liabilities		(21,412)	(21,412)	(21,412)	0	21,412	100.00%	▲
Repayment of debentures	16	(304,779)	(304,779)	(304,779)	(250,919)	53,860	17.67%	▲
Transfer to reserves	18	(7,500)	(7,500)	(7,500)	(3,639)	3,861	51.48%	
Amount attributable to financing activities		(283,691)	(283,691)	(343,691)	(264,558)	79,133		
Closing funding surplus / (deficit)	1(c)	(24,327)	(155,351)	921,556	292,296	(629,260)		

KEY INFORMATION

▲ ▼ Indicates a variance between Year to Date (YTD) Actual and YTD Actual data as per the adopted materiality threshold.

Refer to Note 15 for an explanation of the reasons for the variance.

This statement is to be read in conjunction with the accompanying Financial Statements and Notes.

(a) Non-cash items excluded from operating activities

The following non-cash revenue and expenditure has been excluded from operating activities within the Statement of Financial Activity in accordance with Financial Management Regulation 32.

	Notes	Adopted Budget	YTD Budget (a)	YTD Actual (b)
Non-cash items excluded from operating activities				
		\$	\$	\$
Adjustments to operating activities				
Less: Profit on asset disposals	14	0	0	(36,559)
Less: Movement in liabilities associated with restricted cash		1,000	0	451
Add: Loss on asset disposals	14	0	0	14,500
Add: Depreciation on assets		1,588,999	1,191,663	1,308,253
Total non-cash items excluded from operating activities		1,589,999	1,191,663	1,286,645

(b) Adjustments to net current assets in the Statement of Financial Activity

The following current assets and liabilities have been excluded from the net current assets used in the Statement of Financial Activity in accordance with *Financial Management Regulation* 32 to agree to the surplus/(deficit) after imposition of general rates.

		Last Year Closing 30 June 2021	This Time Last Year 31 March 2021	Year to Date 31 March 2022
Adjustments to net current assets				
Less: Reserves - restricted cash Note 14	18	(910,504)	(929,953)	(914,143)
Less: - Financial assets at amortised cost - self supporting loans	4	(39,157)	(39,157)	(19,901)
Add: Borrowings	16	304,779	2,273,379	53,860
Add: Provisions funded by Reserve	19	112,346	109,813	112,797
Add: Lease liabilities	17	21,412	0	21,412
Total adjustments to net current assets		(511,124)	1,414,082	(745,975)

(c) Net current assets used in the Statement of Financial Activity

Current assets

Cash and cash equivalents	2	1,358,851	1,307,145	1,324,762
Rates receivables	3	188,207	180,533	139,280
Receivables	3	144,377	58,048	924,079
Stock on Hand	4	30,898	54,625	12,516
Total Current Assets		1,722,333	1,600,351	2,400,637

Less: Current liabilities

Payables	5	(384,158)	(274,210)	(306,316)
Borrowings	16	(304,779)	(2,273,379)	(53,860)
Contract liabilities	19	(261,845)	0	(416,734)
Lease liabilities	17	(21,412)	0	(21,412)
Provisions	19	(564,043)	(564,043)	(564,043)
Total Current Liabilities		(1,536,237)	(3,111,632)	(1,362,365)

		186,096	(1,511,281)	1,038,271
--	--	----------------	--------------------	------------------

Less: Total adjustments to net current assets	1(b)	(511,124)	1,414,082	(745,975)
Closing funding surplus / (deficit)		(325,028)	(97,201)	292,296

CURRENT AND NON-CURRENT CLASSIFICATION

In the determination of whether an asset or liability is current or non-current, consideration is given to the time when each asset or liability is expected to be settled. Unless otherwise stated assets or liabilities are classified as current if expected to be settled within the next 12 months, being the Council's operational cycle.

Description	Classification	Unrestricted	Restricted	Total Cash	Trust	Institution	Interest Rate	Maturity Date
		\$	\$	\$	\$			
Cash on hand								
Floats	Cash and cash equivalents	650		650	0			
Cash Deposits								
Municipal Bank Account	Cash and cash equivalents	406,274		406,274	0	Bendigo	0.00%	At Call
Trust Bank Account	Cash and cash equivalents	0	0	0	25,369	Bendigo	0.00%	
Medical Surgery Bank Account	Cash and cash equivalents		4,616	4,616				
Term Deposits								
Term Deposits - Reserve	Financial assets at amortised cost	0	608,305	608,305	0	Bendigo	0.40%	28/10/2022
Term Deposits - Reserve	Financial assets at amortised cost	0	300,593	300,593	0	Bendigo	0.15%	24/06/2022
Term Deposits - Skeleton Weed A/L & LSI	Financial assets at amortised cost	0	5,245	5,245	0	Bendigo	0.10%	20/06/2022
Total		406,924	918,759	1,325,684	25,369			
Comprising								
Cash and cash equivalents		406,924	4,617	411,541	25,369			
Financial assets at amortised cost		0	914,143	914,143	0			
		406,924	918,760	1,325,684	25,369			

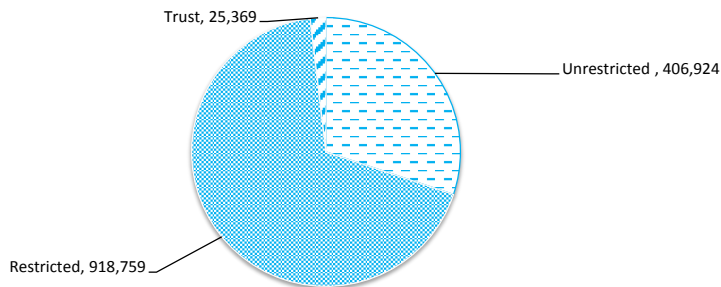
KEY INFORMATION

Cash and cash equivalents include cash on hand, cash at bank, deposits available on demand with banks and other short term highly liquid investments highly liquid investments with original maturities of three months or less that are readily convertible to known amounts of cash and which are subject to an insignificant risk of changes in value and bank overdrafts. Bank overdrafts are reported as short term borrowings in current liabilities in the statement of net current assets.

The local government classifies financial assets at amortised cost if both of the following criteria are met:

- the asset is held within a business model whose objective is to collect the contractual cashflows, and
- the contractual terms give rise to cash flows that are solely payments of principal and interest.

Financial assets at amortised cost held with registered financial institutions are listed in this note other financial assets at amortised cost are provided in Note 4 - Other assets.



**NOTES TO THE STATEMENT OF FINANCIAL ACTIVITY
FOR THE PERIOD ENDED 31 MARCH 2022**

**OPERATING ACTIVITIES
NOTE 3
RECEIVABLES**

NOTE 14

Rates receivable	30 June 2021	31 Mar 2022
	\$	\$
Opening arrears previous years	188,207	188,207
Levied this year	2,118,671	2,301,058
Less - collections to date	(2,118,671)	(2,349,985)
Equals current outstanding	188,207	139,280
Net rates collectable	188,207	139,280
% Collected	91.8%	94.4%

Receivables - general	Credit	Current	30 Days	60 Days	90+ Days	Total
	\$	\$	\$	\$	\$	\$
Receivables - general	(8,395)	774,242	2,811	6,175	48,562	823,394
Percentage	(1.0%)	94%	0.3%	0.7%	5.9%	
Balance per trial balance						
Sundry receivable	0	823,394	0	0	0	823,394
GST receivable	0	80,784		0	0	80,784
Loans Club/Institutions - Current	0	19,901	0	0	0	19,901
Total receivables general outstanding						924,079

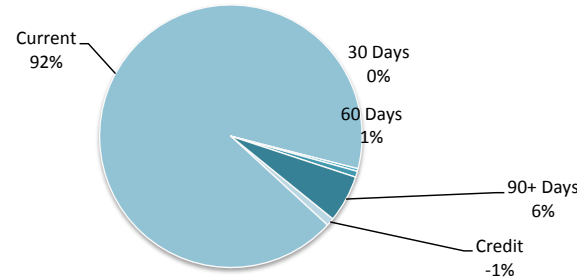
Amounts shown above include GST (where applicable)

KEY INFORMATION

Trade and other receivables include amounts due from ratepayers for unpaid rates and service charges and other amounts due from third parties for goods sold and services performed in the ordinary course of business. Receivables expected to be collected within 12 months of the end of the reporting period are classified as current assets. All other receivables are classified as non-current assets. Collectability of trade and other receivables is reviewed on an ongoing basis. Debts that are known to be uncollectable are written off when identified. An allowance for impairment of receivables is raised when there is objective evidence that they will not be collectible.

- Credit
- Current
- 30 Days
- 60 Days
- 90+ Days

Accounts Receivable (non-rates)



Other current assets	Opening Balance 1 July 2021	Asset Increase	Asset Reduction	Closing Balance 31 March 2022
	\$	\$	\$	\$
Inventory				
Stock On Hand	30,898	(18,383)	0	12,515
Total other current assets	30,898	(18,383)	0	12,515
Amounts shown above include GST (where applicable)				

KEY INFORMATION

Inventory

Inventories are measured at the lower of cost and net realisable value.

Net realisable value is the estimated selling price in the ordinary course of business less the estimated costs of completion and the estimated costs necessary to make the sale.

ite 14

Payables - general	Credit	Current	30 Days	60 Days	90+ Days	Total
	\$	\$	\$	\$	\$	\$
Payables - general	0	(24,690)	0	0	0	(24,690)
Percentage	0%	100%	0%	0%	0%	
Balance per trial balance						
Sundry creditors	0	(165,503)	0	0	0	165,503
ATO liabilities		53,351				53,351
Other Payables		0				0
Payroll Creditors		0				0
Gst Payable		75,135				75,135
Accrued Loan Interest		0				0
Bonds & Deposits Held - Cl		12,327				12,327
Total payables general outstanding						306,316

Amounts shown above include GST (where applicable)

KEY INFORMATION

Trade and other payables represent liabilities for goods and services provided to the Shire that are unpaid and arise when the Shire becomes obliged to make future payments in respect of the purchase of these goods and services. The amounts are unsecured, are recognised as a current liability and are normally paid within 30 days of recognition.

NOTES TO THE STATEMENT OF FINANCIAL ACTIVITY
FOR THE PERIOD ENDED 31 MARCH 2022

OPERATING ACTIVITIES
NOTE 6
RATE REVENUE

General rate revenue	Budget							YTD Actual			
	Rate in \$ (cents)	Number of Properties	Rateable Value	Rate Revenue	Interim Rate	Back Rate	Total Revenue	Rate Revenue	Interim Rates	Back Rates	Total Revenue
RATE TYPE				\$	\$	\$	\$	\$	\$	\$	\$
Gross rental value											
GRV Residential	0.11287	119	1,316,466	148,592	0	0	148,592	148,592	0	0	148,592
GRV Commercial	0.12692	17	321,640	40,821	0	0	40,821	40,821	0	0	40,821
GRV Industrial	0.12172	11	80,636	9,815	0	0	9,815	9,815	0	0	9,815
GRV Urban Farmland	0.10871	17	211,120	22,951	0	0	22,951	22,951	0	0	22,951
Unimproved value											
UV Rural Zone 2	0.0062	37	20,416,000	127,294	0	0	127,294	127,294	0	0	127,294
UV Special Rural	0.0122	9	960,500	11,762	0	0	11,762	11,762	0	0	11,762
UV General Zone 3	0.0066	215	215,416,000	1,430,578			1,430,578	1,430,578	0	0	1,430,578
Sub-Total		425	238,722,362	1,791,813	0	0	1,791,813	1,791,813	0	0	1,791,813
Minimum payment	Minimum \$										
Gross rental value											
GRV Residential	979	100	587,987	97,900	0	0	97,900	97,900	0	0	97,900
GRV Commercial	927	12	36,412	11,124	0	0	11,124	11,124	0	0	11,124
GRV Industrial	567	7	12,675	3,969	0	0	3,969	3,969	0	0	3,969
GRV Urban Farmland	737	7	23,951	5,159	0	0	5,159	5,159	0	0	5,159
Unimproved value											
UV Rural Zone 2	1,015	35	4,555,500	35,525	0	0	35,525	35,525	0	0	35,525
UV Special Rural	1,133	9	752,000	10,197	0	0	10,197	10,197	0	0	10,197
UV General Zone 3	1,231	91	7,904,157	112,021	0	0	112,021	112,021	0	0	112,021
Sub-total		261	13,872,682	275,895	0	0	275,895	275,895	0	0	275,895
Amount from general rates							2,067,708				2,067,708
Ex-gratia rates							36,199				36,199
Total general rates							2,103,907				2,103,907
Specified area rates	Rate in \$ (cents)										
Sewerage Residential	8.386		23,309	195,471	0	0	195,471	195,471	0	0	195,471
Sewerage Religious Church	4.00		420	1,680	0	0	1,680	1,680	0	0	1,680
Total specified area rates			23,729	197,151	0	0	197,151	197,151	0	0	197,151
Total							2,301,058				2,301,058

KEY INFORMATION

Prepaid rates are, until the taxable event for the rates has occurred, refundable at the request of the ratepayer. Rates received in advance give rise to a financial liability. On 1 July 2020 the prepaid rates were recognised as a financial asset and a related amount was recognised as a financial liability and no income was recognised. When the taxable event occurs the financial liability is extinguished and income recognised for the prepaid rates that have not been refunded.

NOTES TO THE STATEMENT OF FINANCIAL ACTIVITY
FOR THE PERIOD ENDED 31 MARCH 2022

INVESTING ACTIVITIES
NOTE 15
CAPITAL ACQUISITIONS

Capital acquisitions	Adopted Budget	Current Budget	YTD Budget	YTD Actual	YTD Actual Variance
	\$	\$	\$	\$	\$
Buildings	389,500	390,642	309,965	22,396	(287,569)
Plant and equipment	325,000	293,182	219,879	232,952	13,073
Infrastructure - roads	2,345,200	2,295,200	1,721,385	1,589,455	(131,930)
Infrastructure - sewerage	30,000	50,000	0	0	0
Infrastructure - footpaths	30,000	40,000	40,000	0	(40,000)
Infrastructure - other	266,000	254,903	254,903	930	(253,973)
Payments for Capital Acquisitions	3,385,700	3,323,927	2,546,132	1,845,732	(700,400)
Total Capital Acquisitions	3,385,700	3,323,927	2,546,132	1,845,732	(700,400)
Capital Acquisitions Funded By:					
	\$		\$	\$	\$
Capital grants and contributions	2,623,045	2,643,045	1,982,268	1,702,640	(279,628)
Cash backed reserves	910,504	910,504		3,639	
Note 14					
Reserves cash backed - Long Service Leave Reserve	1,000	1,000	0	0	0
Contribution - operations	(318,849)	(230,622)	416,364	(12,837)	(429,201)
Capital funding total	3,385,700	3,323,927	2,546,132	1,845,732	(704,039)

SIGNIFICANT ACCOUNTING POLICIES

All assets are initially recognised at cost. Cost is determined as the fair value of the assets given as consideration plus costs incidental to the acquisition. For assets acquired at no cost or for nominal consideration, cost is determined as fair value at the date of acquisition. The cost of non-current assets constructed by the local government includes the cost of all materials used in the construction, direct labour on the project and an appropriate proportion of variable and fixed overhead. Certain asset classes may be revalued on a regular basis such that the carrying values are not materially different from fair value. Assets carried at fair value are to be revalued with sufficient regularity to ensure the carrying amount does not differ materially from that determined using fair value at reporting date.

30/06/2022

31/03/2022

Account Description		Adopted Budget	Current Budget	YTD Budget	YTD Actual	Variance (Under)/Over
Land and Buildings						
48003	Roofing Project - admin LRCIP	68,000	68,000	68,000	0	68,000
98001	Capital housing Up grades	25,000	25,000	18,747	0	18,747
98002	Capital upgrade to Aged Persons Units (hoddy st)	0	0	0	22,396	(22,396)
118005	Town Hall Ceiling Upgrade - LRCIP	100,000	101,142	75,861	0	75,861
138001	Public Buildings - Capital upgrade projects	6,500	6,500	4,869	0	4,869
138003	Old Road Board Building - LRCIP	60,000	60,000	45,000	0	45,000
138004	Gum Toilets Upgrade - LRCIP	50,000	50,000	37,494	0	37,494
138005	Slater Homestead upgrade - LRCIP	80,000	80,000	59,994	0	59,994
Total		389,500	390,642	309,965	22,396	287,569
Plant & Equipment						
123906	Plant Replacement - Grader Go 020 (secondhand)	215,000	180,000	135,000	180,000	(45,000)
123907	Plant replacement - Small Tip Truck	30,000	30,000	22,500	0	22,500
123908	Plant replacement - Utility GO 039	20,000	17,273	12,951	17,273	(4,322)
123909	Plant replacement - Go 183	20,000	20,909	15,678	20,909	(5,231)
123910	Plant replacement - Torro ride on mower	15,000	15,000	11,250	14,770	(3,520)
123911	Small Plant - Mobile Traffic lights	25,000	30,000	22,500	0	22,500
Total		325,000	293,182	219,879	232,952	(13,073)
Infrastructure - Roads						
129904	EXPENSE - Regional Road Group Construction	545,990	545,990	409,491	192,745	216,746
129901	EXPENSE - R 2 R Construction	320,500	320,500	240,381	242,743	(2,362)
129910	Local Road and Community Infrastructure (Long Forrest/Gabby Quoi)	0	0	0	22,000	(22,000)
129912	Black Spot Funding	175,200	175,200	131,391	80,029	51,362
129913	Bridge Upgrade LRCIP	50,000	0	0	0	0
129908	EXPENSE - Wheatbelt Secondary Freight Network	1,253,510	1,253,510	940,122	1,051,937	(111,815)
Total		2,345,200	2,295,200	1,721,385	1,589,455	131,930
Infrastructure - Footpaths						
129911	Local Road and Community Infrastructure Program (footpaths)	30,000	40,000	40,000	0	40,000
Total		30,000	40,000	40,000	0	40,000
Infrastructure - Sewerage						
108003	Upgrade to sewerage water pipe line LRCIP	30,000	50,000	0	0	0
Total		30,000	50,000	0	0	0
Infrastructure - Other						
118006	Anstey Park - Upgrade -LRCIP	185,000	173,903	173,903	930	172,973
118007	Upgrade to Playground at Rec Ground LRCIP	81,000	81,000	81,000	0	81,000
Total		266,000	254,903	254,903	930	253,973
TOTALS		3,385,700	3,323,927	2,546,132	1,845,732	700,400

NOTES TO THE STATEMENT OF FINANCIAL ACTIVITY
FOR THE PERIOD ENDED 31 MARCH 2022

FINANCING ACTIVITIES

NOTE 14

NOTE 16

BORROWINGS

Repayments - borrowings

Information on borrowings	Loan No.	1 July 2021	New Loans		Principal Repayments		Principal Outstanding		Interest Repayments	
			Actual	Original Budget	Actual	Original Budget	Actual	Original Budget	Actual	Original Budget
Particulars		\$	\$	\$	\$	\$	\$	\$	\$	\$
Housing										
Aged Housing Wollyam Street	114	159,268	0	0	17,861	17,827	141,407	141,441	8,114	8,748
Recreation and culture										
New Sports Pavilion	111	1,080,058	0	0	14,044	28,723	1,066,014	1,051,335	34,332	68,155
Retic Football/Hockey Ovals	113	30,208	0	0	7,258	14,701	22,950	15,507	790	1,388
Economic services										
Community Centre	104	22,481	0	0	22,481	22,481	0	0	1,104	1,135
Slater Homestead	105	6,738	0	0	6,738	6,738	0	0	331	340
Rural Community Centre	106	330,576	0	0	11,386	23,050	319,190	307,526	6,799	11,378
Salmon Gum & Grange Subdivision	108	100,896	0	0	100,723	100,896	-0	0	3,887	3,855
Bank Overdraft - subdivision - new loan	115	945,000	0	0	51,172	51,206	893,828	893,794	26,996	41,271
B/Fwd Balance		2,675,225	0	0	231,663	265,622	2,443,389	2,409,603	82,353	136,270
Recreation and culture										
Self Supporting Loan MSC	110	198,311	0	0	19,256	39,157	179,055	159,154	6,301	12,256
Total		2,873,536	0	0	250,919	304,779	2,622,444	2,568,757	88,654	148,526
Current borrowings		304,779					(53,860)			
Non-current borrowings		2,568,757					2,676,304			
		2,873,536					2,622,444			

All debenture repayments were financed by general purpose revenue.

Self supporting loans are financed by repayments from third parties.

**NOTES TO THE STATEMENT OF FINANCIAL ACTIVITY
FOR THE PERIOD ENDED 31 MARCH 2022**

FINANCING ACTIVITIES

NOTE 14

NOTE 16

BORROWINGS

Repayments - borrowings

Information on borrowings			New Loans		Principal Repayments		Principal Outstanding		Interest Repayments	
Particulars	Loan No.	1 July 2021	Actual	Original Budget	Actual	Original Budget	Actual	Original Budget	Actual	Original Budget
		\$	\$	\$	\$	\$	\$	\$	\$	\$

KEY INFORMATION

All loans and borrowings are initially recognised at the fair value of the consideration received less directly attributable transaction costs. After initial recognition, interest-bearing loans and borrowings are subsequently measured at amortised cost using the effective interest method. Fees paid on the establishment of loan facilities that are yield related are included as part of the carrying amount of the loans and borrowings.

**NOTES TO THE STATEMENT OF FINANCIAL ACTIVITY
FOR THE PERIOD ENDED 31 MARCH 2022**

**FINANCING ACTIVITIES
NOTE 17
LEASE LIABILITIES**

NOTE 14

Movement in carrying amounts

Information on leases Particulars	Lease No.	1 July 2021	New Leases		Principal Repayments		Principal Outstanding		Interest Repayments	
			Actual	Budget	Actual	Budget	Actual	Budget	Actual	Budget
		\$	\$	\$	\$	\$	\$	\$	\$	
Other property and services										
Photocopier		0			0	0	0	0	0	
GO015 Ford Utility Old works manager	6250532	0	0	0	0	0	0	0	0	
GO040 Ford Escape (Blue)	6250509	5,944	0	0	0	5,835	5,944	109	151	
GOSHIRE Ford Escape (White)	6250620	5,777	0	0	0	5,674	5,777	103	147	
GO015 Ford Utility (WORKSMANAGER)	6463413	20,946	0	0	0	11,043	20,946	9,903	321	
Total		32,667	0	0	0	22,552	32,667	10,115	619	
Current lease liabilities		21,412					21,412			
Non-current lease liabilities		11,255					11,255			
		32,667					32,667			

All lease repayments were financed by general purpose revenue.

KEY INFORMATION

At inception of a contract, the Shire assesses if the contract contains or is a lease. A contract is, or contains, a lease if the contract conveys the right to control the use of an identified asset for a period of time in exchange for consideration. At the commencement date, a right of use asset is recognised at cost and lease liability at the present value of the lease payments that are not paid at that date. The lease payments are discounted using that date. The lease payments are discounted using the interest rate implicit in the lease, if that rate can be readily determined. If that rate cannot be readily determined, the Shire uses its incremental borrowing rate.

All contracts classified as short-term leases (i.e. a lease with a remaining term of 12 months or less) and leases of low value assets are recognised as an operating expense on a straight-line basis over the term of the lease.

**NOTES TO THE STATEMENT OF FINANCIAL ACTIVITY
FOR THE PERIOD ENDED 31 MARCH 2022**

**OPERATING ACTIVITIES
NOTE 18
CASH RESERVES**

Cash backed reserve

Reserve name	Opening Balance	Budget Interest Earned	Actual Interest Earned	Budget Transfers In (+)	Actual Transfers In (+)	Budget Transfers Out (-)	Actual Transfers Out (-)	Budget Closing Balance	Actual YTD Closing Balance
	\$	\$	\$	\$	\$	\$	\$	\$	\$
Reserves cash backed - Long Service Leave Reserve	112,346	1,000	451	0	0		0	113,346	112,797
Reserves cash backed - Mortlock Lodge Reserve	3,172	0	0	0	0		0	3,172	3,172
Reserves cash backed- Plant Replacement Reserve	139,211	1,000	572	0	0	(50,000)	0	90,211	139,783
Reserves cash backed - Staff Housing Reserve	33,151	300	133	0	0	0	0	33,451	33,284
Reserves cash backed - Aged Care Reserve	119,247	1,100	478	0	0		0	120,347	119,725
Reserves cash backed - Vehicle Reserve	107,626	1,000	432	0	0		0	108,626	108,058
Reserves cash backed - Sewerage Reserve	326,074	2,500	1,303	0	0	0	0	328,574	327,377
Reserves cash backed - Community Bus Reserve	54,033	450	217	0	0		0	54,483	54,250
Reserves cash backed - LCDC Reserve	10,410	150	42	0	0		0	10,560	10,452
Reserves cash backed - SW LAG Officer AL/LSL Reserve	5,234	0	11	0	0	0	0	5,234	5,245
	910,504	7,500	3,639	0	0	(50,000)	0	868,004	914,143

KEY INFORMATION

Other current liabilities	Note	Opening Balance 1 July 2021	Liability Increase	Liability Reduction	Closing Balance 31 March 2022
		\$	\$	\$	\$
Contract liabilities					
- operating	20	261,845	288,260	(133,371)	416,734
Total unspent grants, contributions and reimbursements		261,845	288,260	(133,371)	416,734
Provisions					
Annual leave		264,915	0	0	264,915
Long service leave		299,128	0	0	299,128
Total Provisions		564,043	0	0	564,043
Total other current assets		825,888	288,260	(133,371)	980,777

KEY INFORMATION

Provisions

Provisions are recognised when the Shire has a present legal or constructive obligation, as a result of past events, for which it is probable that an outflow of economic benefits will result and that outflow can be reliably measured.

Provisions are measured using the best estimate of the amounts required to settle the obligation at the end of the reporting period.

Employee benefits

Short-term employee benefits

Provision is made for the Shire's obligations for short-term employee benefits. Short-term employee benefits are benefits (other than termination benefits) that are expected to be settled wholly before 12 months after the end of the annual reporting period in which the employees render the related service, including wages, salaries and sick leave. Short-term employee benefits are measured at the (undiscounted) amounts expected to be paid when the obligation is settled.

The Shire's obligations for short-term employee benefits such as wages, salaries and sick leave are recognised as a part of current trade and other payables in the calculation of net current assets.

Note 14

Other long-term employee benefits

The Shire's obligations for employees' annual leave and long service leave entitlements are recognised as provisions in the statement of financial position.

Long-term employee benefits are measured at the present value of the expected future payments to be made to employees. Expected future payments incorporate anticipated future wage and salary levels, durations of service and employee departures and are discounted at rates determined by reference to market yields at the end of the reporting period on government bonds that have maturity dates that approximate the terms of the obligations. Any remeasurements for changes in assumptions of obligations for other long-term employee benefits are recognised in profit or loss in the periods in which the changes occur. The Shire's obligations for long-term employee benefits are presented as non-current provisions in its statement of financial position, except where the Shire does not have an unconditional right to defer settlement for at least 12 months after the end of the reporting period, in which case the obligations are presented as current provisions.

**NOTES TO THE STATEMENT OF FINANCIAL ACTIVITY
FOR THE PERIOD ENDED 31 MARCH 2022**

NOTE 14

NOTE 20

OPERATING GRANTS AND CONTRIBUTIONS

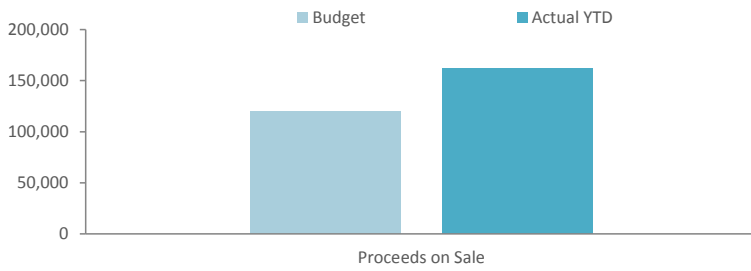
Operating grants, subsidies and contributions revenue

Provider	Adopted Budget Revenue	YTD Budget	Current Budget	YTD Revenue Actual
	\$	\$	\$	\$
Operating grants and subsidies				
General purpose funding				
GRANTS - General Purpose	210,000	209,500	262,000	196,706
GRANTS - Untied Road Grants	200,000	149,994	200,000	141,677
Note 14				
Law, order, public safety				
REVENUE - ESL Grant	45,000	33,750	45,000	32,462
Recreation & Culture				
REVENUE - Other Recreation & Sport - No GST	1,000	747	1,000	6,000
Community amenities				
REVENUE - Other Grant Funding	130,000	130,000	130,000	130,000
Transport				
REVENUE - Direct Grant	96,908	72,675	96,908	96,908
Economic services				
REVENUE - Other Economic Services	0	0	0	0
Other property and services				
Various Contributions	209,263	30,536	317,190	300,446
	892,171	627,202	1,052,098	904,197

Non operating grants, subsidies and contributions revenue

	Adopted Budget Revenue	Current Budget	YTD Budget	YTD Revenue Actual	YTD Expenditure Actual	YTD Unspent Contract Liability
	\$		\$	\$	\$	\$
Non-operating grants and subsidies						
General purpose funding						
Grants - Federal Government	752,000	752,000	563,994	0	22,930	0
Transport						
Revenue - Grants Regional Road Group	545,590	545,590	409,194	312,272	192,745	(119,527)
Revenue - Grant Wheatbelt Secondary Freig	997,612	997,612	748,206	1,197,717	1,051,937	(145,780)
Revenue - Grants R 2 R	234,244	234,244	175,680	69,868	242,743	0
Revenue - Grants Black Spot	73,599	93,599	70,200	92,983	80,029	(12,954)
Revenue - Grants Pathways	0	0	0	0	0	0
Economic services						
Revenue - Pioneer Pathways	0	0	0	10,000	0	(10,000)
	2,603,045	2,623,045	1,967,274	1,682,840	1,590,385	(288,260)

Asset Ref.	Asset description	Budget				YTD Actual			
		Net Book Value	Proceeds	Profit	(Loss)	Net Book Value	Proceeds	Profit	(Loss)
		\$	\$	\$	\$	\$	\$	\$	\$
	Land								
	Grange St	120,000	120,000		0	85,000	70,500	0	(14,500)
	Bowen St			0	0	35,000	35,000	0	0
	Plant and equipment								
	Grader & Roller								
						20,232	56,791	36,559	0
				0	0	0	0	0	0
				0	0	0	0	0	0
				0	0	0	0	0	0
		120,000	120,000	0	0	140,232	162,291	36,559	(14,500)



Disposal of Assets via the Asset Register to create Profit/Loss, will transact once the Asset register is finalised for FY22.

**NOTES TO THE STATEMENT OF FINANCIAL ACTIVITY
FOR THE PERIOD ENDED 31 MARCH 2022**

**NOTE 15
EXPLANATION OF MATERIAL VARIANCES**

The material variance thresholds are adopted annually by Council as an indicator of whether the actual expenditure or revenue varies from the year to date Actual materially.

The material variance adopted by Council for the 2021-22 year is \$10,000 or 10.00% whichever is the greater.

Reporting Program	Var. \$	Var. %	Timing/ Permanent	Explanation of Variance
	\$	%		
Revenue from operating activities				
Governance	(13,487)	(28.55%)	▼	Received Grants Commission payment early
General purpose funding - rates	(188,064)	(9.10%)		Within material variance
General purpose funding - other	(30,250)	(1.21%)		Within material variance
Law, order and public safety	(46,006)	(16.52%)	▼ Timing	Timing of receiving the funding from DFES for the ESL program
Health	(75,711)	(15.19%)	▼	Do not receive the contribution from the Shire of Dowerin until the end of the financial year.
Education and welfare	(108)	(17.91%)		Within material variance
Housing	(25,006)	(11.85%)	▼	Timing of the receipt of rental income for housing.
Community amenities	(7,948)	(1.60%)		Within material variance
Recreation and culture	(57,321)	(49.22%)	▼	Extra income received from the footy club for contribution towards the installation of the tanks at the rec ground.
Transport	(56,200)	(17.12%)	▼ Timing	Three vehicle sold by auction that were not budgetted for & bridge funding timing.
Economic services	(10,572)	(4.44%)		Within material variance
Other property and services	4,614	6.67%		workers compensation payment not budgetted for.
Expenditure from operating activities				
Governance	640	0.35%		Within material variance
General purpose funding	(3,374)	(4.70%)		Within material variance
Law, order and public safety	(2,123)	(0.62%)	Timing	Within material variance
Health	(7,242)	(1.38%)		Withi material variace
Education and welfare	(471)	(4.09%)		Within material variance
Housing	55,638	19.28%	▲ Timing	Extra maintenance carried out on the aged housing and young people when a tenant has moved out and this is not budgetted for.
Community amenities	(8,588)	(1.91%)		Within material variance
Recreation and culture	15,321	2.21%		Within material variance
Transport	(265,993)	(18.90%)	▼ Timing	More road maitenance has being carried out due to weather conditions on the roads
Economic services	11,323	2.74%		Within material variance
Other property and services	(6,221)	(20.57%)		The expense of workers compensation payment to employee not budgetted for.
Investing activities				
Proceeds from non-operating grants, subsidies and contributions	(279,628)	(14.11%)	▼ Timing	timing of receiving of grants
Proceeds from disposal of assets	42,291	35.24%	▲ Timing	Sale of Bowen street and aslo Sale of Grange Street block sold didn't know the timing of the sale
Proceeds from financial assets at amortised cost - self supporting loans	0	0.00%		Within material variance
Payments for financial assets at amortised cost - self supporting loans	0	0.00%		Withi material variace
Payments for property, plant and equipment and infrastructure	700,400	27.51%	▲	Dependent on the timing of the Capital works program
Financing activities				
Loan to Medical Surgery	0	0.00%		Within material variance
Transfer from reserves	0	0.00%		Within material variance
Note 14				
Payments for principal portion of lease liabilities	21,412	100.00%	▲	Yet to show the year liability
Repayment of debentures	53,860	17.67%	▲	Yet to show all loan repayments
Transfer to reserves	3,861	51.48%		Not completed until the end of the financial year

30/06/2022

**NOTES TO AND FORMING PART OF THE BUDGET REVIEW REPORT
FOR THE PERIOD ENDED 28 FEBRUARY 2022**

**NOTE 16
BUDGET AMENDMENTS**

Amendments to original budget since budget adoption. Surplus/(Deficit)

GL Code	Description	Classification	Original Budget	Proposed Budget	Increase in Available Cash	Decrease in Available Cash	Amended Budget Running Balance
					\$	\$	\$
	Closing funding surplus(deficit)	Closing surplus/(deficit)					(24,327)
	Audited Surplus/Deficit	Opening deficit	(273,269)	(325,028)		(51,759)	(76,086)
31001	RATES - GRV	Operating Revenue	222,179	230,168	7,989		(68,097)
31007	RATES - Admin Fee Instalments	Operating Revenue	3,500	3,700	200		(67,897)
031008	RATES - Instalment Interest	Operating Revenue	5,000	5,500	500		(67,397)
031109	EXPENSE - Rates General	Operating Expenses	(64,232)	(62,232)	2,000		(65,397)
032008	REVENUE - Other General Purpose - No GST	Operating Revenue	12,500	20,500	8,000		(57,397)
032001	GRANTS - General Purpose	Operating Revenue	210,000	262,000	52,000		(5,397)
032105	EXPENSE - Other General Purpose - GST Incl	Operating Expenses	(32,077)	(32,577)		(500)	(5,897)
041004	REVENUE - Members of Council - No GST	Operating Revenue	10,500	15,500	5,000		(897)
041115	EXPENSE - Members of Council - GST Incl	Operating Expenses	(131,524)	(138,324)		(6,800)	(7,697)
041116	EXPENSE - Elections	Operating Expenses	(3,500)	(2,000)	1,500		(6,197)
041120	EXPENSE - Administration Building	Operating Expenses	(17,800)	(21,800)		(4,000)	(10,197)
041121	EXPENSE - Audit	Operating Expenses	(27,500)	(32,500)		(5,000)	(15,197)
042006	REVENUE - Administration General - No GST	Operating Revenue	3,500	28,500	25,000		9,803
042130	EXPENSE - Administration General	Operating Expenses	(764,592)	(762,592)	2,000		11,803
043102	EXPENSE - AROC	Operating Expenses	(5,500)	(5,000)	500		12,303
051003	REVENUE - ESL Collected	Operating Revenue	55,000	60,000	5,000		17,303
051102	EXPENSE - ESL Grant - Clothing & Accessories	Operating Expenses	(5,500)	(15,500)		(10,000)	7,303
051103	EXPENSE - ESL Grant - Vehicle Maintenance	Operating Expenses	(11,000)	(21,000)		(10,000)	(2,697)
051107	EXPENSE - CESM	Operating Expenses	(20,000)	(30,000)		(10,000)	(12,697)
051121	EXPENSE - ESL Grant - Equipment	Operating Expenses	(2,000)	(3,000)		(1,000)	(13,697)
051122	EXPENSE - ESL Remitted	Operating Expenses	(55,000)	(60,000)		(5,000)	(18,697)
051123	EXPENSE - Other Fire Prevention	Operating Expenses	(306,037)	(317,537)		(11,500)	(30,197)
052006	REVENUE - Animal Control - No GST	Operating Revenue	3,000	3,600	600		(29,597)
052107	EXPENSE - Animal Control	Operating Expenses	(69,355)	(72,105)		(2,750)	(32,347)
053105	EXPENSE - Other Law, Order & Public Safety	Operating Expenses	(3,800)	(1,800)	2,000		(30,347)
053107	EXPENSE - CCTV	Operating Expenses	(1,800)	(1,250)	550		(29,797)
072010	REVENUE - Health Inspection - No GST	Operating Revenue	0	500	500		(29,297)
072121	EXPENSE - Health Inspection	Operating Expenses	(17,681)	(13,181)	4,500		(24,797)
073100	MOSQUITO CONTROL	Operating Expenses	(8,000)	(3,900)	4,100		(20,697)
073101	EXPENSE - Analytical Services	Operating Expenses	(750)	0	750		(19,947)
074102	EXPENSE - Surgery	Operating Expenses	(683,093)	(688,093)		(5,000)	(24,947)
082102	EXPENSE - Education	Operating Expenses	(1,000)	(100)	900		(24,047)
084001	REVENUE - Seniors Bus	Operating Revenue	600	800	200		(23,847)
091004	REVENUE - Staff Housing	Operating Revenue	3,900	5,900	2,000		(21,847)
091005	REVENUE - Rent Staff Housing	Operating Revenue	24,310	30,310	6,000		(15,847)
091100	EXPENSE - 32 Eaton Street	Operating Expenses	(13,550)	(14,550)		(1,000)	(16,847)
091104	EXPENSE - 7 Forward Street	Operating Expenses	(6,800)	(10,300)		(3,500)	(20,347)
091109	EXPENSE - 59 Railway Terrace	Operating Expenses	(16,600)	(9,600)	7,000		(13,347)
091122	EXPENSE - 45 James Street	Operating Expenses	(11,400)	(8,900)	2,500		(10,847)
091123	EXPENSE - 47 James Street	Operating Expenses	(6,250)	(5,250)	1,000		(9,847)
091125	EXPENSE - 32B Eaton Street	Operating Expenses	(5,940)	(4,390)	1,550		(8,297)
092130	EXPENSE - Unit 1 Hoddy Street	Operating Expenses	(6,570)	(3,870)	2,700		(5,597)
092132	EXPENSE - Unit 3 Hoddy Street	Operating Expenses	(5,124)	(3,674)	1,450		(4,147)
092134	EXPENSE - Unit 5 Hoddy Street	Operating Expenses	(4,858)	(9,858)		(5,000)	(9,147)
092135	EXPENSE - Unit 6 Hoddy Street	Operating Expenses	(5,074)	(7,074)		(2,000)	(11,147)
092136	EXPENSE - Unit 7 Hoddy Street	Operating Expenses	(4,894)	(3,944)	950		(10,197)
092137	EXPENSE - 44 Hoddy Street	Operating Expenses	(7,480)	(4,130)	3,350		(6,847)
092138	EXPENSE - 46 Hoddy Street	Operating Expenses	(6,480)	(4,580)	1,900		(4,947)
092139	EXPENSE - 48 Hoddy Street	Operating Expenses	(4,870)	(3,970)	900		(4,047)
092140	EXPENSE - 50 Hoddy Street	Operating Expenses	(5,820)	(4,370)	1,450		(2,597)
092141	EXPENSE - Unit 1 Koomal Village	Operating Expenses	(6,460)	(5,670)	790		(1,807)
093002	REVENUE - Community Housing - No GST	Operating Expenses	105,220	105,220	0		(1,807)
093103	EXPENSE - 73A James Street	Operating Expenses	(9,560)	(6,060)	3,500		1,693
093105	EXPENSE - 39 Throssell Street	Operating Expenses	(6,940)	(5,490)	1,450		3,143
093106	EXPENSE - 41 Throssell Street	Operating Expenses	(5,560)	(4,110)	1,450		4,593
093107	EXPENSE - 43 Throssell Street	Operating Expenses	(9,870)	(5,970)	3,900		8,493
093108	EXPENSE - 45 Throssell Street	Operating Expenses	(10,290)	(8,540)	1,750		10,243
093110	EXPENSE - 60A Forrest Street Street	Operating Expenses	(4,290)	(3,540)	750		10,993
093113	EXPENSE - 35 Throssell Street	Operating Expenses	(6,380)	(4,630)	1,750		12,743
101005	REVENUE - Household Refuse	Operating Expenses	140,000	140,000	0		12,743
101101	EXPENSE - Goomalling Tip	Operating Expenses	(75,631)	(83,631)		(8,000)	4,743
102150	EXPENSE - Protection of the Environment	Operating Expenses	(1,250)	(500)	750		5,493
103115	REVENUE - Town Planning	Operating Revenue	10,000	12,500	2,500		7,993
102151	EXPENSE - Drummuster	Operating Expenses	(1,200)	(700)	500		8,493
105104	EXPENSE - Public Conveniences Goomalling	Operating Expenses	(18,881)	(16,931)	1,950		10,443
105110	EXPENSE - Public Conveniences Other	Operating Expenses	(14,050)	(8,550)	5,500		15,943
106001	REVENUE - Sewerage Charges	Operating Revenue	196,600	198,200	1,600		17,543
106100	EXPENSE - Sewerage Treatment Plant	Operating Expenses	(49,131)	(46,631)	2,500		20,043
106101	EXPENSE - Sewerage Mains Maintenance	Operating Expenses	(53,638)	(48,238)	5,400		25,443
106102	EXPENSE - Sewerage Pump Stations	Operating Expenses	(39,038)	(48,138)		(9,100)	16,343
106103	EXPENSE - Sewerage Imhoff & Primary Dam	Operating Expenses	(21,671)	(19,671)	2,000		18,343

106104	EXPENSE - Sewerage Irrigation Dam	Operating Expenses	(11,631)	(10,131)	1,500		19,843
111021	REVENUE - Other	Operating Revenue	500	900	400		20,243
111102	EXPENSE - Goomalling Hall	Operating Expenses	(29,700)	(23,800)	5,900		26,143
111108	EXPENSE - Sporting Complex - Tennis	Operating Expenses	(22,281)	(20,281)	2,000		28,143
112110	EXPENSE - Swimming Pool	Operating Expenses	(110,981)	(107,281)	3,700		31,843
113210	REVENUE - Football Club	Operating Revenue	5,000	20,000	15,000		46,843
113252	EXPENSE - Gymnasiun	Operating Expenses	(30,053)	(23,053)	7,000		53,843
113256	EXPENSE - Goomalling Go Karts	Operating Expenses	(2,443)	(1,443)	1,000		54,843
113259	EXPENSE - Community Resource Centre	Operating Expenses	(41,868)	(39,918)	1,950		56,793
113269	EXPENSE - Youth Zone Activities	Operating Expenses	(13,000)	(8,000)	5,000		61,793
113270	EXPENSE - Other Recreation	Operating Expenses	(70,543)	(70,043)	500		62,293
114001	REVENUE - Goomalling Library (CRC)	Operating Revenue	0	5,000	5,000		67,293
115105	EXPENSE - Other Culture	Operating Expenses	(11,500)	(5,000)	6,500		73,793
121001	REVENUE - Grants Black Spot	Operating Revenue	73,599	93,599	20,000		93,793
121008	REVENUE - Grants Bridge Construction	Operating Revenue	0	82,000	82,000		175,793
122110	EXPENSE - Road Maintenance	Operating Expenses	(277,609)	(727,609)		(450,000)	(274,207)
122112	EXPENSE - Bridge Maintenance	Operating Expenses	(1,600)	(9,600)		(8,000)	(282,207)
122304	EXPENSE - Goomalling Depot	Operating Expenses	(11,500)	(11,500)	0	0	(282,207)
122307	EXPENSE - Signs General	Operating Expenses	(21,650)	(25,650)		(4,000)	(286,207)
122320	EXPENSE - Footpaths	Operating Expenses	(24,600)	(14,900)	9,700		(276,507)
122322	EXPENSE - Tree Lopping	Operating Expenses	(25,000)	0	25,000		(251,507)
122324	EXPENSE - Street Cleaning	Operating Expenses	(23,100)	(18,600)	4,500		(247,007)
122328	EXPENSE - Recreation Ground Depot	Operating Expenses	(1,239)	(2,239)		(1,000)	(248,007)
124150	EXPENSE - DOT Licensing	Operating Expenses	(41,355)	(39,155)	2,200		(245,807)
131101	EXPENSE - Weed Control	Operating Expenses	(12,931)	(11,431)	1,500		(244,307)
131106	OTHER RURAL EXPENDITURE	Operating Expenses	(12,431)	(9,931)	2,500		(241,807)
132001	REVENUE - Caravan Park Charges	Operating Revenue	115,000	130,000	15,000		(226,807)
132002	REVENUE - Caravan Park Chalets	Operating Revenue	70,000	80,000	10,000		(216,807)
132101	EXPENSE - Area Promotion	Operating Expenses	(22,577)	(23,577)		(1,000)	(217,807)
132103	EXPENSE - Caravan Park	Operating Expenses	(158,841)	(172,841)		(14,000)	(231,807)
132107	EXPENSE - Slater Homestead	Operating Expenses	(20,389)	(21,489)		(1,100)	(232,907)
133001	REVENUE - Building Services	Operating Revenue	10,000	7,500		(2,500)	(235,407)
134009	REVENUE - Dentist Surgery	Operating Revenue	0	400	400		(235,007)
134065	REVENUE - Endeavour	Operating Revenue	500	1,000	500		(234,507)
134068	REVENUE - Gumnuts	Operating Revenue	0	1,750	1,750		(232,757)
134070	REVENUE - Other Economic Services	Operating Revenue	500	500	0		(232,757)
134116	EXPENSE - Knick Knack Shop	Operating Expenses	(7,910)	(6,410)	1,500		(231,257)
134121	EXPENSE - Dentist Surgery	Operating Expenses	(1,400)	(5,500)		(4,100)	(235,357)
134134	EXPENSE - Whispers	Operating Expenses	(4,955)	(3,155)	1,800		(233,557)
134201	EXPENSE - Lot39	Operating Expenses	(8,820)	(6,870)	1,950		(231,607)
134205	EXPENSE - Hairdresser 39A	Operating Expenses	(5,458)	(5,558)		(100)	(231,707)
134206	Expense - Gumnuts	Operating Expenses	(14,000)	(13,550)	450		(231,257)
134252	Expense - Maangart Yorga Progam	Operating Expenses	0	(6,000)		(6,000)	(237,257)
141006	REVENUE - Private Works	Operating Revenue	25,000	28,000	3,000		(234,257)
141100	EXPENSE - Private Works	Operating Expenses	(19,631)	0	19,631		(214,626)
142112	EXPENSE - Works Training	Operating Expenses	(7,890)	(10,890)		(3,000)	(217,626)
142120	EXPENSE - Public Works Overhead	Operating Expenses	(570,192)	(570,692)		(500)	(218,126)
142121	EXPENSE - Occ Health & Safety	Operating Expenses	(19,050)	(16,050)	3,000		(215,126)
143130	EXPENSE - Plant Operation	Operating Expenses	(377,467)	(394,467)		(17,000)	(232,126)
143190	EXPENSE - Plant Costs Recovered	Operating Expenses	442,742	459,742	17,000		(215,126)
144001	REVENUE - Workes Compensation	Operating Revenue	0	11,862	11,862		(203,263)
144102	EXPENSE - Workers Compensation	Operating Expenses	0	(11,862)		(11,862)	(215,126)
145010	REVENUE - Other Unclassified - No GST	Operating Revenue	8,500	18,500	10,000		(205,126)
145150	EXPENSE - Other Unclassified inc GST	Operating Expenses	(1,000)	(13,000)		(12,000)	(217,126)
108003	Upgrade to sewerage water pipe line LRCIP	Capital Expenses	(30,000)	(50,000)		(20,000)	(237,126)
118005	Town Hall Ceiling Upgrade - LRCIP	Capital Expenses	(100,000)	(101,142)		(1,142)	(238,268)
118006	Anstey Park - Upgrade -LRCIP	Capital Expenses	(185,000)	(173,903)	11,097		(227,171)
129911	Local Road and Community Infrastructure Program (footpa	Capital Expenses	(30,000)	(40,000)		(10,000)	(237,171)
129913	Bridge Upgrade LRCIP	Capital Expenses	(50,000)	0	50,000		(187,171)
123906	Plant Replacement - Grader Go 020 (secondhand	Capital Expenses	(215,000)	(180,000)	35,000		(152,171)
123908	Plant replacement - Utility GO 039	Capital Expenses	(20,000)	(17,273)	2,727		(149,444)
123909	Plant replacement - Go 183	Capital Expenses	(20,000)	(20,909)		(909)	(150,353)
123911	Small Plant - Mobile Traffic lights	Capital Expenses	(25,000)	(30,000)		(5,000)	(155,353)
	Rounding				2		(155,351)
			(3,905,005)		594,097	(725,122)	



9.3 PET STERILISATION PROGRAM

File Reference	
Disclosure of Interest	Nil
Applicant	Ben Cave – CEO RSPCA Western Australia
Previous Item Numbers	No Direct
Date	8 April 2022
Author	Peter Bentley – Chief Executive Officer
Authorising Officer	Peter Bentley – Chief Executive Officer
Attachments	1. Letter – RSCPA WA

Summary

Council to determine if it wishes to participate in a proposal by the RSPCA WA.

Background

Council is required to manage the State legislated regulations regarding dog and cat management within the state. Council employs a Contract Ranger to undertake its response to the legislation for about 10 to 12 hours per week.

These animals are required to be microchipped, registered, sterilised and particularly in the case of dogs, confined. Each of these actions have costs associated, all of which the pet owner is responsible for.

Mr Ben Cave, CEO of the RSPCA WA has written to the council seeking its participation in a program to try to increase compliance with the various elements of pet ownership, particularly for those struggling to meet the costs.

RSPCA WA is launching a pilot Pet Sterilisation Program which offers reduced sterilisation costs, free microchipping and (where supported by the Local Government) lifetime pet registration for pet owners who hold a WA Seniors Card, Pensioner Concession Card or Health Care Card.

With support from the Department of Primary Industries and Regional Development, the program is part funded by the State Government and administered by RSPCA WA. Sterilisation and microchipping will be carried out by veterinary practices with whom RSPCA WA is partnering to deliver these services to the community. This innovative pilot program will:

- Help community members meet requirements to register and sterilise their pets.
- Support local veterinary businesses.
- Enable those experiencing financial hardship to better care for their pets.
- Assist cat owners to comply with the Cat Act 2011, which mandates that all cats over six months of age be sterilised, microchipped and registered with their local government.
- Assist dog owners to comply with sterilisation requirements introduced under the Dog Amendment (Stop Puppy Farming Bill 2021), at a reduced cost when the Bill becomes law.
- Reduce local government workload by reducing the number of unwanted litters and, consequently, the number of strays and incoming animals in local pounds I write to you today to seek a partnership with Shire of Goomalling as part of this innovative pilot.



Mr Cave believes there are social and economic benefits in the program, and to add further incentives to strengthen the program even more, he is seeking Council support in the form of Shire of Goomalling offering free lifetime registration to those pet owners who participate in the Pet Sterilisation Program.

It is anticipated that most of the program participants will be those who would ordinarily not consider getting their pets sterilised and registered, or those who are unaware of the need to do both. Mr Cave also believes that by increasing the number of pets which are sterilised and microchipped in Shire of Goomalling will both benefit local residents, and reduce workload on our ranger and other related services.

Consultation

Councils Contract Ranger

Statutory Environment

Local Government Act 1995

Dog Act 1976

Cat Act

Policy Implications

Council has no specific policy related to this matter

Financial Implications

Council would be foregoing the revenue associated with the registrations. The current charge for registering a sterilised dog or cat is \$100.00, and for unsterilised is \$250.00. The cost for pensioners and healthcare card holders is 50% of this rate.

Strategic Implications

Shire of Goomalling Community Strategic Plan 2019-2028	
	No Direct strategic plan implications at this time

Comment/Conclusion

Currently, Council’s dog and cat problems with microchipping, registrations and sterilisation are fairly small. While there are the odd situations of dogs and cats coming into the shire without the required registration, microchips and registration, we are not experiencing significant numbers or litter problems. We are just as likely to see those who **can** afford the registration and desexing of their animals to be non compliant, people just don’t want to pay to be compliant with the laws.

It is my understanding that the program will use predominantly metropolitan vets and this in itself may be problematic given that as it is, those who cannot afford to sterilise their animals are unlikely to travel to Perth to do so as there is still a contribution required from the owner.

Council’s Ranger has pursued a relatively soft approach with those who struggle to afford the costs of pet ownership. At times, at her own cost, she has microchipped animals at reduced prices or in some instances at no cost, has travelled to Perth, again at her own cost, arranged for free pet food for the same people and the wider community by the pallet load, and always seeks to provide reasonable timeframes for those doing it tough to pay for the registrations and the like.

Council already provides a 50% discounted rate to pensioners for dog registration and this is extended to Healthcare cardholders as well. This would capture most people the category of



people struggling to afford pet ownership. With the advent of the new dog legislation taking effect, we should be seeing less opportunity for unsterilised dogs and home breeding of dogs.

At the rate of 10 to 12 hours weekly on parking, firebreak and animal issues, the Rangers costs are nowhere near as high as say Northam, York and other larger Wheatbelt towns.

Voting Requirements

Absolute Majority to join, Simple Majority not to.

OFFICERS' RECOMMENDATION

That the Council:

1. Determine whether it wishes to be a party to the pet sterilisation program outlined above and if so what level of support it is prepared to offer.

16 March 2022

Mr Peter Bentley
CEO
Shire of Goomalling
32 Quinlan Street
Goomalling, WA 6460

By email to: ceo@goomalling.wa.gov.au

Dear Mr Bentley,

I am sure you are acutely aware of the burden placed on Local Government due to deficient pet management by some owners. Failure to sterilise, microchip and register dogs and cats leads to poor welfare outcomes for the animals as well as increased workload and costs for councils when animals stray and otherwise cause a nuisance (i.e. roaming and fighting with other dogs, spraying/marketing their territory).

Our own work under the Animal Welfare indicates that pet owners who lack funds are most likely to fail to comply with these needs for their animals.

In light of these issues, and to support those with financial difficulties, RSPCA WA is launching a pilot Pet Sterilisation Program which offers reduced sterilisation costs, free microchipping and (where supported by the Local Government) lifetime pet registration for pet owners who hold a WA Seniors Card, Pensioner Concession Card or Health Care Card. With support from the Department of Primary Industries and Regional Development, the program is part funded by the State Government and administered by RSPCA WA. Sterilisation and microchipping is carried out by veterinary practices with whom RSPCA WA is partnering to deliver these services to the community.

This innovative pilot program will:

- Help community members meet requirements to register and sterilise their pets.
- Support local veterinary businesses.
- Enable those experiencing financial hardship to better care for their pets.
- Assist cat owners to comply with the *Cat Act 2011*, which mandates that all cats over six months of age be sterilised, microchipped and registered with their local government.
- Assist dog owners to comply with sterilisation requirements introduced under the *Dog Amendment (Stop Puppy Farming Bill 2021)*, at a reduced cost when the Bill becomes law.
- Reduce local government workload by reducing the number of unwanted litters and, consequently, the number of strays and incoming animals in local pounds

The Royal Society
for the Prevention of
Cruelty to Animals,
Western Australia

ABN 48 626 609 587

108 Malaga Drive
(Cnr Reid Highway)
Malaga WA 6090

P (08) 9209 9300

E rspca@rspcawa.org.au
W rspcawa.org.au

PO Box 3147
Malaga WA 6944



I write to you today to seek a partnership with Shire of Goomalling as part of this innovative pilot.

Given the social and economic benefits of the program, and to add further incentives to strengthen the program even further, I am seeking your support in the form of Shire of Goomalling offering free lifetime registration to those pet owners who participate in the Pet Sterilisation Program.

It is anticipated that most of the program participants will be those who would ordinarily *not* consider getting their pets sterilised and registered, or those who are unaware of the need to do both. Therefore, increasing the number of pets which are sterilised and microchipped in Shire of Goomalling will both benefit local residents, and reduce workload on your rangers and other related services.

I would be very interested in the opportunity to discuss this partnership with you and have requested the program coordinator, Emily Mostyn-Brown, contact your office to follow up on this correspondence. Alternatively, Emily can be contacted directly on 9209 9315 or by email emostynbrown@rspcawa.org.au

Yours sincerely,



Ben Cave
Chief Executive Officer



9.4 PLANNING APPLICATION CONTAINER 16 HIGH STREET GOOMALLING

File Reference	10.5A
Disclosure of Interest	Nil
Applicant	Leigh Piggott
Previous Item Numbers	No Direct
Date	8 th March 2022
Author	Peter Bentley – Chief Executive Officer
Authorising Officer	Peter Bentley – Chief Executive Officer
Attachments	
1. Application documents	

Summary

Council to consider an application from Leigh Piggott to temporarily place a grey sea container at 16 High Street Goomalling – owned by father-in-law, Justin Dohnt.

Background

The proponent has written to the Council seeking to place a 20ft sea container at 16 High Street Goomalling on a temporary basis to store furniture and effects while acquiring a property to live in here in the near future.

The owner of the property, Mr Justin Dohnt, is the proponent’s father-in-law and has signed the application form as the owner of the property.

Council has agreed to locate sea containers on residential properties for finite periods and given that this application is somewhat open ended in terms of its request, it would not be unreasonable to limit the grant of permission to two years after which time Council could expect the proponents or the landowner to remove the container.

Consultation

Nil

Statutory Environment

Local Government Act 1995
Shire of Goomalling Town Planning Scheme No 3

Policy Implications

There is no current Council policy regarding this matter however Council has approved several requests for the placement of sea containers in the Goomalling Townsite.

Financial Implications

There are no direct financial impacts resulting from this item.

Strategic Implications

Shire of Goomalling Community Strategic Plan 2019-2028	
	This matter is not directly dealt with within the Community Strategic Plan



Comment/Conclusion

As stated above the Council has allowed the practice in the past and is within its rights to specify a time limit for this type of placement. Given time and weather, containers degrade without proper maintenance and become unsightly.

It is recommended that the timeframe for the placement be capped at two years after which time the expectation is that either the proponent or the owner remove the container.

Voting Requirements

Simple Majority

OFFICER'S RECOMMENDATION

That the Council:

APPROVE the application for the placement of a sea container at 16 High Street Goomalling for a period of two years and that:

1. The proponent is to remove the container on or before the two year period, commencing at the date of this approval, expires, or
2. That failing the removal of the container within that time by the proponent, that the owner of the property Mr Justin Dohnt be required to remove the container within 30 days of that expiry date.



SHIRE OF GOOMALLING

Office address: 32 Quinlan Street, Goomalling WA 6460
Postal address: PO Box 118, Goomalling WA 6460
Phone: 9629 1101 Email: goshire@goomalling.wa.gov.au

APPLICATION FOR DEVELOPMENT APPROVAL

Owner Details		
Name: JUSTIN DOHNT	ABN (if applicable):	
Address: 16 HIGH ST GOOMALLING		Postcode: 6460
Phone: (work): (home): (mobile):	Fax:	E-mail: jrdohnt@gmail.com
Contact person for correspondence: LEIGH 9166077		
Signature:	Date: 10-3-22	
Signature:	Date:	
<i>The signature of the owner(s) is required on all applications. This application will not proceed without that signature. For the purposes of signing this application an owner includes the persons referred to in the Planning and Development (Local Planning Schemes) Regulations 2015 Schedule 2 clause 62(2)</i>		

Applicant Details (if different from owner)		
Name: Leigh Piggott		
Address: 20 Macolata ST KAMBALDA		Postcode: 6442
Phone: (work): (home): (mobile): 0407473850	Fax:	E-mail: piggott-leigh@hotmail.com
Contact person for correspondence: Leigh Piggott 0407473850		
The information and plans provided with this application may be made available by the local government for viewing in connection with the application. <input checked="" type="checkbox"/> Yes <input type="checkbox"/> No		
Signature:	Date: 3/3/22	

Property Details		
Lot No:	House/Street No: 16	Location No:
Diagram or Plan No:	Certificate of Title Vol. No:	Folio:
Title encumbrances (e.g. easements, restrictive covenants):		
Street name: HIGH ST	Suburb: GOOMALLING	
Nearest street intersection: James St / High St		

WESTERN



AUSTRALIA

REGISTER NUMBER 145/DP222511	
DUPLICATE EDITION N/A	DATE DUPLICATE ISSUED N/A

RECORD OF CERTIFICATE OF TITLE
UNDER THE TRANSFER OF LAND ACT 1893

VOLUME **1118** FOLIO **685**

The person described in the first schedule is the registered proprietor of an estate in fee simple in the land described below subject to the reservations, conditions and depth limit contained in the original grant (if a grant issued) and to the limitations, interests, encumbrances and notifications shown in the second schedule.

BGRoberts
REGISTRAR OF TITLES



LAND DESCRIPTION:

LOT 145 ON DEPOSITED PLAN 222511

REGISTERED PROPRIETOR:
(FIRST SCHEDULE)

JUSTIN ROBERT DOHNT OF 104 PHILLIP ROAD, MINGENEW

(T M737785) REGISTERED 15/8/2014

LIMITATIONS, INTERESTS, ENCUMBRANCES AND NOTIFICATIONS:
(SECOND SCHEDULE)

1. *M737786 MORTGAGE TO COMMONWEALTH BANK OF AUSTRALIA REGISTERED 15/8/2014.
2. *P058912 MEMORIAL FINES, PENALTIES AND INFRINGEMENT NOTICES ENFORCEMENT ACT 1994. REGISTERED 1/3/2022.

Warning: A current search of the sketch of the land should be obtained where detail of position, dimensions or area of the lot is required.
* Any entries preceded by an asterisk may not appear on the current edition of the duplicate certificate of title.
Lot as described in the land description may be a lot or location.

-----END OF CERTIFICATE OF TITLE-----

STATEMENTS:

The statements set out below are not intended to be nor should they be relied on as substitutes for inspection of the land and the relevant documents or for local government, legal, surveying or other professional advice.

SKETCH OF LAND: 1118-685 (145/DP222511)
PREVIOUS TITLE: 449-175
PROPERTY STREET ADDRESS: 16 HIGH ST, GOOMALLING.
LOCAL GOVERNMENT AUTHORITY: SHIRE OF GOOMALLING

- NOTE 1: A000001A LAND PARCEL IDENTIFIER OF GOOMALLING TOWN LOT/LOT 145 (OR THE PART THEREOF) ON SUPERSEDED PAPER CERTIFICATE OF TITLE CHANGED TO LOT 145 ON DEPOSITED PLAN 222511 ON 17-MAY-02 TO ENABLE ISSUE OF A DIGITAL CERTIFICATE OF TITLE.
- NOTE 2: THE ABOVE NOTE MAY NOT BE SHOWN ON THE SUPERSEDED PAPER CERTIFICATE OF TITLE OR ON THE CURRENT EDITION OF DUPLICATE CERTIFICATE OF TITLE.
- NOTE 3: DUPLICATE CERTIFICATE OF TITLE NOT ISSUED AS REQUESTED BY DEALING M737786



9.5 WALGA STATE COUNCIL MATTERS FOR DECISION

File Reference	04.13
Disclosure of Interest	Nil
Applicant	WALGA State Council Agenda – Matters for Decision
Previous Item Numbers	No Direct
Date	8 th April 2022
Author	Peter Bentley – Chief Executive Officer
Authorising Officer	Peter Bentley – Chief Executive Officer
Attachments	1. State Council Agenda items for

Summary

Council to consider three matters for decision from the State Council Agenda

Background

5.1 Submission to Statutory Review of the Food Act 2008 (05-031-01-0006 BW)

By Bec Waddington, Policy Officer, Resilient Communities

RECOMMENDATION

That the submission to the Department of Health relating to the Statutory Review of the Food Act 2008 be endorsed.

Executive Summary

- The Department of Health (DOH) is undertaking a Statutory Review of the Food Act 2008 (the Act) and has invited stakeholders to provide submissions. Local Governments were required to submit a Council endorsed submission.
- Overall, feedback from Local Governments is that the Act is an effective piece of legislation. The enforcement tools of improvement notices and infringements provisions have proved very successful for Local Governments.
- The submission highlights areas for improvement which largely relate to the systems that support the Act, rather than the Act itself.
- The engagement process has highlighted some communication issues between DOH and the Local Government sector. WALGA recommends that DOH further engage with the Local Government sector, as a key enforcement agency, to work collaboratively on improving the framework underpinning the Act.

Attachment

- WALGA Submission: Statutory Review of the Food Act

Policy Implications

Through its Advocacy Position 3.2 Health, WALGA supports improving health outcomes for Western Australians through investment in and provision of infrastructure and delivery of services in partnership with health professionals. WALGA has previously made comment on the introduction of the Act (resolution 355.2/2008). A key component of this recommendation was the request that DOH establish a Food Legislation Working Group to address Local Government concerns and to support the development and implementation of subsidiary legislation.

Background

On 1 December 2021 the Minister for Health, the Hon. Roger Cook MLA, announced the Statutory Review of the Food Act 2008 (the Act). The review aims to examine the operation and



effectiveness of the Act in meeting its objective to ensure food for sale is both safe and suitable for human consumption and in preventing misleading conduct in connection with the sale of food. The review will identify any issues with the effectiveness and operation of the Act and make recommendations to strengthen and support the objectives of the Act and its regulatory effectiveness.

The Act is predominantly enforced by Local Government Environmental Health Officers who are authorised to conduct food business assessments, investigate complaints, conduct routine food sampling, issue food recalls and ensure food businesses are compliant with the Act, Food Regulations 2009 (Regulations) and Australia New Zealand Food Standards Code.

The Department of Health WA (DOH) requested that submissions from Local Government be endorsed by Council. The consultation period was from 1 December 2021 to 14 March 2022. WALGA advocated for an extension of the consultation period, and DOH extended the closing date to 5 May 2022 to provide Local Governments additional time to obtain Council endorsement.

Comment

Local Government has important responsibilities to regulate food businesses as an enforcement agency under the Act.

Overall, feedback from Local Governments is that the Act is an effective piece of legislation. The enforcement tools of improvement notices and infringements provisions have proved very successful. Some areas for improvement are highlighted in the submission and include emerging industries, access to appropriate expertise, temporary and mobile food businesses, registrations, company structures and powers under the Act.

Feedback received from the sector highlights that most of the challenges relating to the Act are with the systems and governance that support the Act, rather than the Act itself. This is reflected in two reports from the Auditor General's Office, Regulation of Consumer Food Safety by the Department of Health and Regulation of Consumer Food Safety by Local Government Entities.

Despite extensive engagement, Local Government feedback in relation to the workings of the Act has been limited, with many officers citing issues with the engagement process. WALGA's engagement for this submission has highlighted issues around processes and communications between Local Governments and DOH.

WALGA recommends that DOH further engage with the Local Government sector, as a key enforcement agency, to work collaboratively on the supporting framework to strengthen the effectiveness of the Act.

5.2 Local Government Grant Scheme Funding (05-024-03-0006 VJ)

By Vanessa Jackson, Senior Policy Advisor, Emergency Management

RECOMMENDATION

That WALGA advocates to the Minister for Emergency Services and the Fire and Emergency Services Commissioner for:

1. An allocation of Local Government Grant Scheme (LGGS) funding to undertake an audit of existing facilities, appliances, vehicles, and major items of equipment for both Local Government Volunteer Bushfire Brigades (BFB) and State Emergency Services (SES).



2. Following the completion of the audit, an allocation of funding through the Local Government Grant Scheme (LGGs) to prepare a Comprehensive Asset Management Plan that:
 - a. Aligns with the principles in the Department of Local Government, Sport and Cultural Industries' (DLGSC) Asset Management National Framework and Guidelines, and the Integrated Planning and Reporting Framework.
 - b. Forecasts the emergency response needs of communities across Western Australia over the next 10 years, to estimate the quantum of the facilities, appliances, vehicles, and major items of equipment that will be needed.
 - c. Outlines a 10 year forward plan of modifications, replacements and additions required.
 - d. Investigates the extent to which future BFB facilities can be co-located with other emergency services facilities.
3. The establishment of a Working Group involving WALGA, the Department of Fire and Emergency Services (DFES) and LGIS to oversee the preparation of the Comprehensive Asset Management Plan.
4. Support for the Comprehensive Asset Management Plan to be reviewed every five years.
5. Support for an increase in Local Government Grant Scheme (LGGs) funding to support the unsuccessful capital grants funding applications by Local Governments to the 2020-21 LGGs Capital Grants Committee.

Executive Summary

- The Local Government Grant Scheme (LGGs) was established in 2003-04 as a funding source for Local Government Volunteer Bushfire Brigades (BFB) and State Emergency Services (SES) units. LGGs funds are derived from the Emergency Services Levy (ESL) and are administered by DFES.
- Despite an increase in LGGs funding over the years, the funding has not grown at a sufficient rate to account for the increasing costs of assets, in particular buildings and vehicles.
- Currently there is no centralised comprehensive asset management plan for Local Government emergency services facilities or equipment for BFBs or SES, as this information is contained within each Local Government's asset management register. • It is recommended that a facilities and capital equipment audit be undertaken to establish a baseline of existing assets. This information would enable the preparation of a Comprehensive Asset Management Plan which outlines a forward plan of modifications, replacements, and additions.

Policy Implications

The Recommendation aligns with WALGA's existing Policy Position 8.3 Emergency Services Levy: The Association advocates for a full review of the Emergency Services Levy, its administration, fee structure and distribution mechanism to facilitate funding back to Local Government to support their Emergency Management responsibilities as legislated in the Emergency Management Act 2005.

**Background**

The ESL, introduced in 2003-04, is an annual charge paid by all property owners in Western Australia for the purpose of funding emergency services. Local Governments collect the ESL from private property owners on behalf of DFES, with the charge included with rates notices.

The LGGS is funded by the ESL and provides financial support to BFB and SES units from the ESL. The LGGS is divided into two parts:

1. capital grants for significant capital works initiatives, including facilities, appliances, vehicles and major items of equipment; and
2. operating grants for general operating costs and minor purchases including fleet and facility maintenance, training, PPE, insurances, and other minor non-recurrent items.

Two committees (SES and BFB) oversee the capital funding allocated to Local Governments. Two Local Government representatives are appointed to each of these committees. Operating grants are determined by DFES.

In 2003-04 funding for the LGGS was set at \$15.6 million, comprising \$7.5 million in operating grants, and \$8.1 million in capital grants. Operating expenditure profiles were based on historical expenditure; there was no comprehensive asset planning process undertaken by or for Local Governments at that time. Further, there is no centralised comprehensive asset management plan for Local Government emergency services facilities or equipment for BFBs or SES units, as this information is contained within each Local Government's asset management register.

Information provided by DFES in 2021 about the expenditure of the LGGS, cost increases for asset replacement, prioritisation of fleet replacement, and the current strategy of the Capital Grants Committee indicates that:

- The LGGS allocation for 2020-21 totalled \$35 million, comprising \$12 million in operating grants and \$23 million in capital grants for BFB and SES units.
- Operating grant budget allocations for each financial year are offered based on the average of the previous two years' completed acquittals (past expenditure trends) and the current year's actual allocation, indexed with the prevailing cost escalation factor.
- Since the establishment of the LGGS in 2003-04, DFES has advised that the cost of replacement fire appliances has increased significantly, primarily due to additional safety requirements such as crew protection measures and manufacturer safety and vehicle performance features, and manufacturer cost increases. Light tanker costs have increased more than threefold, and heavy tanker costs had increased two and three times. The cost of buildings has also increased more than CPI because of changing building standards, higher materials costs, higher construction labour costs and additional features and components. LGGS funding has not increased to reflect these changes.
- The current strategy employed by the LGGS Capital Grants Committee is to prioritise the replacement of the vehicle fleet. However, the large fleet replacement backlog leaves little LGGS funding left for building works or other equipment. It is estimated that it will take three to four years for this backlog to clear at the current LGGS funding levels. Fleet replacement is a clear priority due to many aging fleet vehicles being overdue for or nearing replacement age; lack of essential



manufacturer safety features in older fleet vehicles which are now commonplace, such as airbags and, for Light Tanker and 1.4 Tankers, water deluge systems.

- In addition, the building strategy being progressed by the LGGS Capital Grants Committee has been to prioritise the provision of a building to a BFB lacking a fleet storage facility, which has resulted in the deferral of applications from many Local Governments with building modification or replacement needs.
- Many Local Governments have been reluctant to re-submit (or submit new) facility funding applications because of previous experiences of having funding applications rejected. This has significantly contributed to the growing backlog of undocumented facility replacement needs.

DFES sought \$11.9 million of additional funding under the COVID-19 WA Recovery Plan funding pool for shovel-ready and unsuccessful facilities funding applications lodged by Local Governments to the 2020-21 LGGS Capital Grants Committees in May 2021. However, DFES only received \$6 million of funding, therefore, there remains a backlog of \$5.9 million in unfunded applications.

Comment

Since the LGGS commenced in 2003-04, applications for renovation, replacement or additions to facilities have exceeded the available funding in 18 out of 19 years and funding requests for new and replacement vehicles have also exceeded the available funding every year. This clearly demonstrates that LGGS funding that was established in 2003-04 has not kept pace with cost increases. It is expected that cost pressures will continue to increase, including from:

- more frequent and intense natural disasters occurring throughout the State, and
- more stringent safety standards and legislative requirements such as in the new Work Health and Safety Act 2020 which commenced on 31 March 2022.

DFES has a current list of the investments made from the ESL, and more recently, from the Recovery Stimulus funding for water tanks and buildings, to provide a list of assets from when the grants started in 2003-04. However, without an audit of all existing facilities, appliances, vehicles, and major items of equipment of BFB and SES, the full quantum of the future funding that is required is unclear.

An audit would inform the preparation of a Comprehensive Asset Management Plan that aligns with the existing asset management principles outlined in the DLGSC Asset Management National Framework and Guidelines, and the Integrated Planning and Reporting Framework. The Asset Management Plan would also provide a forecast for the emergency response needs of communities across Western Australia over the next 10 years, and the corresponding modifications, replacements and additions required to fulfil this demand. It could also investigate the extent to which future BFB facilities can be co-located or integrated with other infrastructure needs. The plan would be reviewed every five years.

The audit and subsequent comprehensive asset plan will provide a robust basis for LGGS capital grant funding that is sufficient to meet the current and future requirements of BFB and SES units, better protect local communities and ensure Local Governments can meet their legislative work health and safety obligations.



5.3 Draft Active Travel to School Roadmap (05-001-03-0051 SDS)
By Sebastian Davies-Slate, Policy Officer Transport and Roads

RECOMMENDATION

That WALGA:

1. Endorses the Draft Active Travel to School Roadmap, subject to amending Urban Environment Initiative No 1 to “Consult local governments to identify sub-regional school transport challenges and amend existing planning guidelines and develop new guidelines where gaps exist”; and
2. Works with the Department of Transport to finalise the Roadmap and encourage Local Government participation in the initiatives identified where these offer solutions to the local issues encountered in each area.

Executive Summary

- The Director-General of Transport has formally requested WALGA endorse the Department of Transport (DOT) Draft Active Travel to School Roadmap.
- The Roadmap includes an initiative which, as worded in the current draft, states that Local Governments will identify sub-regional challenges to active travel to school, and amend or introduce planning guidelines to address these challenges.
- A Local Government officer was present on the working group that informed the guidelines, and this position on the working group has recently passed to WALGA staff.
- WALGA has advised DOT officers that it is not appropriate for this working group or the Department to assign tasks or policy positions to Local Governments without consultation. These DOT officers have agreed to revise this initiative, so as to state that the DOT will consult with Local Governments to achieve the objective outlined in the Roadmap.

Attachment

- Draft Active Travel to School Roadmap 2021 - 2030

Background

A report into the declining rate of active travel to school in Perth was published by the Department of Transport in 2021. This report was commissioned in part to respond to increasing complaints about traffic, congestion and parking around schools. In most instances traffic and parking management responsibilities fall to Local Governments. The Active Travel to School Working Group was convened by the Bike Riding Reference Group, a senior inter-departmental working group chaired by Chris Tallentire MLA, to address the identified problem of a significant decline in the proportion of children walking or cycling to school.

The Active Travel to School Working Group includes representation from the Department of Transport (chair and secretariat), Departments of Education and Health, Main Roads, the Public Transport Authority, the Road Safety Commission and Local Government. For most of the life of this working group, the Local Government position was filled by a Local Government officer. WALGA staff have recently joined the working group but were not directly involved in preparing the Roadmap.



WALGA has been formally requested to endorse the proposed Active Travel to School Roadmap.

Comment

The Active Travel to School Roadmap sets out 23 initiatives grouped under four social-ecological factors of travel behaviour: urban environment, policy and regulation, individual factors and social factors. Local Governments will potentially be involved in delivery of eight of these initiatives that are being led by a range of State Government Departments and agencies.

The draft Roadmap assigns WALGA responsibility for Urban Environment Initiative 1; "Local governments to identify sub-regional school transport challenges and amend existing planning guidelines and develop new guidelines where gaps exist."

Responsibility for developing State level planning guidelines is the responsibility of the Department of Planning, Lands and Heritage and / or the Department of Transport. It is proposed that Urban Environment Initiative #1 be amended to:

"Consult local governments to identify sub-regional school transport challenges and amend existing planning guidelines and develop new guidelines where gaps exist."

The lead agency would be Department of Transport, supported by WALGA.

Department of Transport officers have agreed to the revised wording, which does not commit Local Governments to a particular action or policy position.

Traffic and parking management around schools is a significant challenge for many Local Governments in urban areas. Initiatives to increase the use of active travel, and so reduce traffic and parking needs will require engagement with and cooperation of Local Governments. Consequently, it is recommended that the Active Travel to School Roadmap be endorsed, subject to revised wording of Urban Environment Initiative 1 as described above.

Consultation

Nil further

Statutory Environment

Local Government Act 1995

Policy Implications

There is no current Council policy regarding these matters

Financial Implications

There are no direct financial impacts resulting from this item.

Strategic Implications

Shire of Goomalling Community Strategic Plan 2019-2028	
	This matter is not directly dealt with within the Community Strategic Plan

Comment/Conclusion

5.1 – Food Act Review



Council has had limited ability to comment given that we have been in the process of recruiting an environmental health officer during the conduct of the engagement period. The CEO agrees with the comments with regard to the systems and governance being more of a problem than the act itself.

It is recommended that the Council support this item.

5.2 – Local Government Grants Scheme Funding

It is recommended that the Council support this item.

5.3 - Draft Active Travel to School Roadmap

Voting Requirements

Simple Majority

OFFICER'S RECOMMENDATION

That the Council:

Authorise the Shire President to support the recommendations from the State Council Agenda with regard to items 5.1 – 5.3 at the Avon Midland Zone Meeting at the Dalwallinu on 22 April 2022.



Statutory Review of Food Act 2008

WALGA Submission

May 2022

Contents

1.0	Introduction.....	9
2.0	General Comments.....	9
2.1	What is working well	9
2.2	Areas for improvement.....	10
3.0	Conclusion.....	13

1.0 Introduction

The Western Australian Local Government Association (WALGA) is the united voice of Local Government in Western Australia. The Association is an independent, membership-based organisation representing and supporting the work and interests of Local Governments in Western Australia.

The Association provides an essential voice for its 139 member Local Governments, 1,215 Elected Members, approximately 22,000 Local Government employees as well as over 2.2 million constituents of Local Governments in Western Australia.

Local Government has important responsibilities to regulate food businesses as an enforcement agency under the *Food Act 2008* (the Act). The Act is predominantly enforced by Local Government Environmental Health Officers (EHOs) who are authorised to conduct food business assessments, investigate complaints, conduct routine food sampling, issue food recalls and ensure food businesses are compliant with the Act, *Food Regulations 2009* (Regulations) and Australia New Zealand Food Standards Code.

WALGA therefore welcomes the opportunity to provide a submission to the Review of the Act.

This submission was endorsed by WALGA State Council on 4 May 2022.

2.0 General Comments

This submission has been informed by the submissions of the City of Belmont, Shire of Bruce Rock, Town of Cottesloe and the City of Subiaco, as well as feedback from officers from the Shire of Broome, City of Bunbury, City of Subiaco and the City of Vincent, the Metropolitan Environmental Health Management Group (MEHMG) and Environmental Health Association (EHA) Regional Groups.

The Association notes that a number of Local Governments have expressed concern that the original consultation timeframe for the review from 1 December 2021 to 14 March 2022 made the provision of Council endorsed submissions, as has been requested by the Department of Health WA (DOH), difficult. Following advocacy from WALGA the consultation period was extended to 5 May 2022.

Local Governments were also disappointed that the discussion paper and supporting information provided to guide the review lacked detail or a clear methodology, noting that previous legislative reviews have been accompanied by comprehensive supporting materials. Further, the data that Local Governments have been reporting to DOH, relevant to the Act, for more than ten years has not been analysed and presented to inform this review.

WALGA recommends that in considering amendments to the Act, DOH consider all Local Governments submissions, the data mentioned above and the findings from the two Auditor General Reports on the Regulation of Consumer Food Safety (1 April 2021 and 30 June 2020).

WALGA recommends that DOH further engage with the Local Government sector, as a key enforcement agency, to work collaboratively on the supporting framework to strengthen the effectiveness of the Act.

2.1 What is working well

Overall, Local Governments that provided feedback to WALGA considered that the Act is generally effective. The enforcement tools of improvement notices and infringements provisions have proved adequate for Local Governments.

Other parts of the Act which are working well include:

- The compensation mechanism (section 70) is an important component of the Act which ensures that orders that are issued are reasoned and justified.
- The extra assurances required for food businesses involved in food service to vulnerable people in hospitals, childcare centres, and aged care facilities ensure a higher level of protection.
- The directions for taking legal food samples (Section 78) are clear, concise and provide procedural fairness.
- The prescribed fines are considered to be reasonable penalties for breaches under the Act and are significant enough to encourage compliance.
- The auditing requirements of the Act generally work well, with auditors undertaking and submitting audit reports to the Local Government.
- Exemptions under the Act which support charitable, community and not for profit organisations.

2.2 Areas for improvement

Feedback from Local Governments support the findings of the [Auditor General's Report: Regulation of Consumer Food Safety by the Department of Health](#) that many of the current issues with the Act are technical and relate to the systems that support the Act, rather than the Act itself.

WALGA recommends that DOH work closely with Local Governments to identify these areas and work collaboratively on solutions.

Emerging Industries

There is a need to consider the roles and responsibilities of enforcement around food manufacturing in emerging, potentially high risk, industries. Examples of this within the City of Vincent are fermentation and insect farming. The risks associated with these novel industries are not clearly understood and there is a need for a level of expertise (e.g. food scientist) which is beyond Local Government capability. Currently, Local Governments are an enforcement agency by default, without adequate resources or training. WALGA recommends that in the interest of public health and safety, a mechanism within the Act is introduced that allows complex matters beyond the capability or resource level of the Local Government to be escalated to the State Government to step in as enforcement agency.

The City of Bunbury highlighted the challenges of registering these 'novel food businesses'. Local Government Environmental Health Officers can be drawn into providing information to these businesses, which ought to be provided by a food scientist or consultant, to ensure public safety. Novel food businesses should be required to provide the information necessary to provide assurance as to the safety of their products.

Currently the Act does not provide guidance in relation to the emerging industry of online food ordering and delivery platforms (e.g. Uber Eats) and how they are managed and regulated. WALGA recommends the management and regulation of online food ordering and delivery platforms should be considered by the review.

Expertise

As highlighted in the *Auditor General's Report Regulation of Consumer Food Safety by the Department of Health*, Local Governments are finding it increasingly difficult to access specific support for regulatory issues from the DOH. This is increasing risk and creating inconsistencies in how the Act is applied across the State. WALGA recommends the DOH provide frequent and accessible food safety information and expert support to enhance consistent regulatory practices.

The City of Vincent and Shire of Bruce Rock both highlighted concerns with Local Government automatically becoming the enforcement agency within a geographic area, as there are some complex circumstances where they may not have the appropriate resources, expertise or training to

undertake the role. Environmental Health Officers and/or an Authorised Officer are not qualified Food Scientists. There are situations where access to knowledgeable advice and information is required to address concerns on a food risk or perceived food risk.

WALGA recommends alternative enforcement provisions, as well as the increased support for Local Governments in these situations.

The Shire of Bruce Rock raised concerns with section 99 and the assessment of Food Safety Program. Clarification is needed to ensure a Food Safety Program is assessed by a suitably qualified person. This would most likely be a Food Scientist, a Local Government Environmental Health Officer. The Shire suggests that the Food Safety Program assessment would be best done by an impartial body such as DOH.

Temporary or Mobile Food Businesses

Local Governments have challenges with one off food registration and itinerant food vendors. Authorised officers spend a significant amount of time at community events ensuring businesses have valid certificates. In situations like this, Local Governments are seeking the balance between cutting red tape and ensuring public safety. WALGA recommends DOH establish a system to better track food businesses across all Local Government areas (eg. the centralised food register).

Inspecting mobile food businesses can be problematic for enforcement agencies when proprietors ignore requests to make the premises available for inspection. WALGA recommends that consideration be given to including an offence provision in the Act that to make it an offence to not comply with an Authorised Officer's request to inspect a mobile food business that is registered with the enforcement agency.

Registration

Currently food business registration is a one-off process and there is no mechanism for a Local Government to compel a food business to provide updated information, despite it being an offence not to notify the relevant Local Government of certain changes. The Cities of Belmont and Subiaco have raised this as an issue, as it is vital for Local Government to have up to date contact information for a food business. WALGA recommends consideration of a simple renewal process, which would ensure that business details are current and protect the integrity of food business registration certificates.

The Cities of Subiaco and Belmont highlighted that provision should be made for the enforcement agency to place a term of expiry (end date) on a Food Act Registration when appropriate, for example temporary vendors who need a one off approval to trade from a marquee at a temporary event. Another example was an experience of the City of Belmont. Perth Airport undertook major terminal refurbishment works and food businesses set-up "temporary" food businesses. The City felt compelled to accept the word of the proprietor that the temporary premises would only be in place for a set period and they would close the premises and cancel the registration at the end of that time. While these premises are generally compliant, they are fitted out to a lower standard than would normally be accepted for fixed premises. WALGA recommends introducing the option for an enforcement agency to stipulate an end date on the registration certificate.

The Act does allow for the cancellation of a food business registration if the fee imposed by the appropriate enforcement agency in relation to the registration of the food business is not paid by the time required (section 112). However, it is not clear if this section includes annual food safety assessment or inspection fees. When food businesses don't pay the annual assessment/inspection fees, pursuing the inspection fees is time consuming. Formal debt recovery is generally not economical given the value of the unpaid fees and resource required to do this. WALGA recommends clarity in the Act regarding these fees and amendment of the Act to allow cancellation of registration for non-payment of an annual food safety assessment or inspection fee charged by the appropriate enforcement agency.

Company Structure

The Cities of Bunbury and Subiaco have experienced challenges in dealing with Company or Trust Structures. It is difficult to determine how to issue an associated Infringement Notice for an “Individual” when a business is run under a Trust structure. They recommend that food Businesses should be prohibited from having Trusts nominated as a responsible person. Similarly, it is problematic that “an individual” and “a body corporate” are not defined under the Act in relation to offence provisions. WALGA recommends that the review consider changes to enable Local Government authorised officers to clearly identify the responsible entity for a food business.

Powers within the Act

The Food Act does not assign powers or duties to the CEO of a Local Government and there are potential administrative efficiencies that may be gained from doing so. For example, the discretion to make food business lists publicly available is exercised by an *Enforcement Agency* under Food Regulation 51. Whilst this can be delegated by the Local Government’s Council under s.118 to the CEO of the Local Government, it would be administratively efficient for the discretion to instead be assigned in Reg.51 directly to the CEO of a Local Government, particularly as public access to this information is guided by DOH CEO Guidelines mandated under s. 119 / 120.

Under section 44 of the Act, a warrant may be executed only by the authorised officer to whom it was issued, with provisions for Police to be requested to accompany the authorised officer. In most instances it is not necessary to have Police support, however from a work health and safety perspective, as well as witnessing evidence gathering, the authorised officer should be accompanied by other Local Government employee/s and/or assistant/s as necessary. It would be beneficial for section 44 of the Act to reflect similar terms as provided in section 3.33 of the *Local Government Act 1995*, which provides that a warrant to enter property authorises “a local government by its employees, together with such other persons as are named or described in the warrant...”. This provides flexibility and appropriate resourcing of the execution of a warrant dependent on the circumstances of the case and the associated identified risks.

Section 118(2)(b) provides power for a Local Government Enforcement Agency to delegate its powers or duties, and s.118(4) prescribes that arrangements to enable a delegated function of an enforcement agency to be further delegated, are subject to Regulations enabling it. However, Regulations have not yet been made for this purpose. The *Local Government Act* prescribes the separation of powers between the Council and the CEO, so that the Council can only direct the CEO and has no role to play in the direction or supervision of any other Local Government employee. This governance arrangement is reinforced through the *Local Government Act* provisions enabling delegations [s.5.42 and 5.44], which provide for Council to delegate authority to the CEO and for the CEO to sub-delegate to Local Government employees. This same governance arrangement is replicated in the *Building Act 2011* [s.127], *Cat Act 2011* [s.44 and 45], *Dog Act 1974* [s.10AA] and *Graffiti Vandalism Act 2016* [s.16 and 17]. WALGA recommends that consideration be given to amendment of s.118 of the Act and relevant provisions in the Regulations to support consistent governance arrangements across legislation.

Guidance material

There is variability in how guidance material supporting the Act is interpreted and applied from one Local Government to the next. WALGA recommends that guidance material be reviewed and updated to allow clear interpretation and consistent application.

WALGA supports the streamlining and standardisation of processes; provided that there is still appropriate regulatory oversight to ensure public safety. This would simplify the system for businesses operating across multiple Local Government areas, as well as reduce the enforcement burden for Local Governments.

The draft Roadmap assigns WALGA responsibility for Urban Environment Initiative 1; “Local governments to identify sub-regional school transport challenges and amend existing planning guidelines and develop new guidelines where gaps exist.”

Responsibility for developing State level planning guidelines is the responsibility of the Department of Planning, Lands and Heritage and / or the Department of Transport. It is proposed that Urban Environment Initiative #1 be amended to:

"Consult local governments to identify sub-regional school transport challenges and amend existing planning guidelines and develop new guidelines where gaps exist."

The lead agency would be Department of Transport, supported by WALGA.

Department of Transport officers have agreed to the revised wording, which does not commit Local Governments to a particular action or policy position.

Traffic and parking management around schools is a significant challenge for many Local Governments in urban areas. Initiatives to increase the use of active travel, and so reduce traffic and parking needs will require engagement with and cooperation of Local Governments. Consequently, it is recommended that the Active Travel to School Roadmap be endorsed, subject to revised wording of Urban Environment Initiative 1 as described above.



DRAFT Active Travel to School Roadmap 2021-2030

Active Travel to School Working Group

Introduction

Vision

The Active Travel to School Working Group (ATS Working Group) has been established by the Bicycle Riding Reference Group (BRRG) to identify and plan a way forward to reduce actual and institutional barriers inhibiting walking and riding to school in Western Australia over the next ten years.

Context

In 2021, the Department of Transport (DoT) released the paper *The Declining rate of walking and cycling to school in Perth* (the DoT paper) highlighting the low participation in active travel to school and the impact it is having on the transport network, and mental and physical wellbeing of children:

- The national rate of active travel to school has dropped from 75 per cent to 25 percent over the past 40 years, and in Perth the rate is as low as 20 per cent.
- Travel to school comprises approximately 18.4 per cent of morning peak transport trips in the Perth metropolitan area and is estimated to cost the economy over \$186 million per year.
- The impacts of declining active travel to school are immediate and long term including increased travel time, more traffic congestion, less opportunity for skills development and self-efficacy and associated lower return on investment in cycling infrastructure, childhood obesity and chronic disease, and road infrastructure costs.

Selection of roadmap initiatives

The Draft Active Travel to School Roadmap 2021-2030 has been developed by the ATS Working Group to address the key barriers to active travel to school identified in the DoT paper including:

- poor pedestrian and shared path accessibility;
- traffic around schools;
- safety and parent/carer perceptions;
- distance between home and school;
- increased car affordability; and
- parent/carer time constraints.

As well as addressing key barriers highlighted in the DoT paper, the ATS Working Group also ranked the initiatives according to multi criteria analysis which included likelihood of implementation, impact and strategic alignment.

Governance and delivery

The Working Group will report roadmap progress to the BRRG on an annual basis and upon completion of key project milestones. Individual initiatives will be governed by lead agencies under their normal business models.

The Roadmap primarily contains existing and new initiatives currently being delivered or proposed for delivery by ATS Working Group representatives and their agencies. The ATS Working Group has reviewed the list of initiatives.

Initiatives that require external lead agency approval and support have been noted in the roadmap initiative lists and approval for their inclusion will be sought from these agencies.

The schedule for delivery of initiatives will be refined and updated following lead agency approval, business planning, and scheduling.

Reporting and evaluation

Reporting and evaluation of individual initiatives will occur as per each agency's normal business processes, and outcomes will be presented to the ATS Working Group by agency representatives. The ATS Working Group will develop a program logic model (with the socio-ecological model underpinning it) as a basis for evaluating the impact of the coordination and delivery of the roadmap initiatives.

The ATS Working Group will report outcomes to the BRRG on an annual basis and whenever significant projects milestones are achieved. Reporting metrics will include:

- Initiative outcomes such as mode shift, policy changes, and stakeholder feedback;
- Project challenges such as level of support and funding; and
- Recommendations such as guideline development, changes to regulations and business case development.

Roadmap initiatives

The proposed roadmap initiatives are listed below, including initiative description, expected outcome, the problem the initiative will address, lead agency and indicative schedule. The delivery of some initiatives will build upon and inform the delivery of subsequent ones, so this has been accounted for in the scheduling and timing.

The initiatives have been grouped according to the four social-ecological factors of travel behaviour: urban environment, policy and regulation, and individual and social factors (see **Error! Reference source not found.**). This model is pertinent for addressing the problem of declining walking and riding to school as it tackles the barriers through consideration of the entire system and accounts for multiple factors that influence behaviour. The model explores causal, interacting and reinforcing links between the factors and if all four factors are addressed simultaneously, it is more likely to influence enduring change.

Commitment and Funding

Lead agencies have committed to taking responsibility for seeking, securing and allocating necessary funding through appropriate budgetary processes.

Therefore, some of the actions below remain subject to funding and associated timelines are indicative.

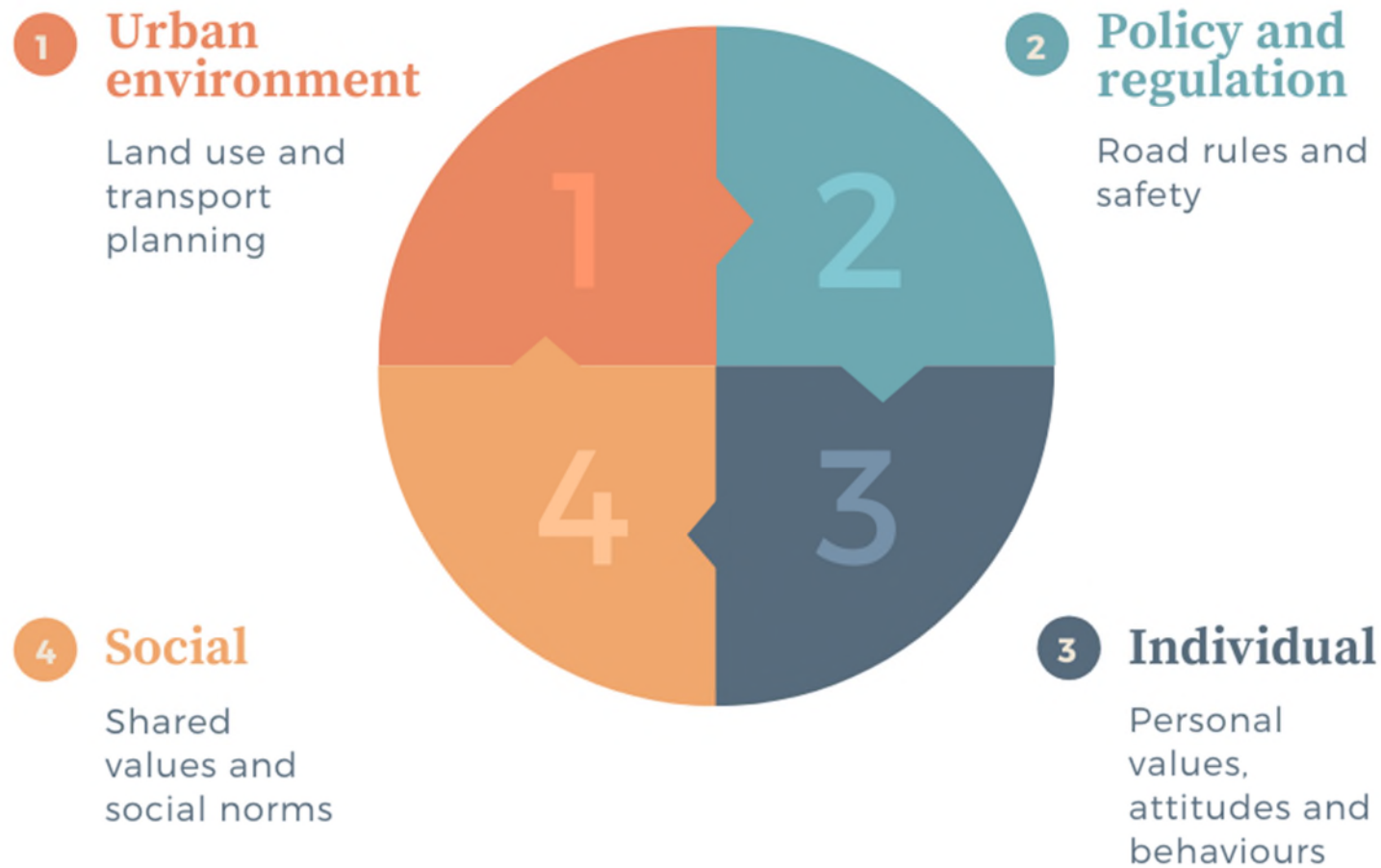


Figure 1: social-ecology of school travel²

² Figure 1 is based on the Social-Ecological Model used in health-related disciplines and behavioural sciences as a framework for identifying factors influencing individual behaviour (Kilanowski, J. 2017. 'Breadth of the Socio-Ecological Model', *Journal of Agromedicine*, 22:4, 295-297).

Urban environment

#	Initiative	Expected outcome	Problem	Lead agency	Year
1	Local governments identify sub-regional school transport challenges and amend existing planning guidelines and develop new guidelines where gaps exist.	Improved planning outcomes through alignment and improvement of existing planning guidelines and development of new guidelines.	Poor school site location and accessibility; Lack of pedestrian and shared path connectivity between school and local residential areas; High parking demand; Low efficacy of road safety guidelines.	WALGA and DoT	2022-23
2	Build end of trip facilities at new schools.	Improved convenience and security for students who want to ride to school.	Barriers to pedestrian and rider accessibility; High parking demand.	DoE	Ongoing
3	Provide connecting Schools Grants for wayfinding, riding education and end of trip facilities.	Improved convenience and security, accessibility, and student confidence and independence.	Barriers to pedestrian and rider accessibility; High parking demand; Low rate of riding proficiency.	DoT and DoE	Ongoing
4	Complete the Transport Environment and Kids (TREK) 15 Years On study.	Walkability data for all metropolitan schools to assist planning.	Poor school site location and accessibility; Lack of pedestrian and shared path connectivity between school and local residential areas; High parking demand (on road);	DoT (through the Planning and Transport Research Centre)	2021-23 (contract period)
5	Deliver Safe Active Travel to School Projects.	Infrastructure improvements at existing schools and increased riding and walking using	Poor school site location and accessibility; Lack of pedestrian and shared path connectivity between school and local residential areas;	DoT	Ongoing

#	Initiative	Expected outcome	Problem	Lead agency	Year
		designated safe routes to school.	High parking demand; Parent/carer safety concerns.		
6	Develop and distribute the <i>Shared and Separated Paths Guidelines</i> to LGA.	Improved connections in the pedestrian and shared pathway network to and from schools.	Lack of pedestrian and shared path connectivity between school and local residential areas.	DoT	2021 (complete)
7	Review <i>Primary School Brief for Traffic Management</i> and <i>Secondary School Planning Guide</i> .	Improved travel demand and parking management measures in government primary and secondary school planning.	High parking demand; Growth in school student numbers; Poor school site location and accessibility; Lack of pedestrian and shared path connectivity between school and local residential areas.	DoT and DoE	2021-23
8	Explore feasibility of IPWEA developing and delivering cycling design training courses.	Improved and more consistent cycling design across local governments.	Low accessibility and connectivity to school via pedestrian and shared paths.	IPWEA	TBC
9	Provide WA Bicycle Network Plan grants to connect Long Term Cycling Network to schools.	Improved metropolitan sub-regional network connectivity to schools.	Lack of pedestrian and shared path connectivity between school and local residential areas.	DoT	2022-25 (forward estimates budget period)
10	Provide schools with support to actively participate in the Your Move Schools program to meet Development Application Conditions (requiring program participation).	Improved parking and traffic management.	High parking demand; Traffic congestion around schools.	DoT/DoE	Ongoing

Policy and regulation

#	Initiative	Expected outcome	Problem	Lead agency	Year
1	Investigate appropriateness of current speed zones for school precincts.	Improved road safety around schools and more walkable and rideable environments.	Child pedestrian and riding injuries and fatalities; Barriers to safe active travel.	MRWA and RSC	2022-23
2	Set School travel mode share targets:	Coordinated initiatives and outcomes.	Lack of policy coordination;	DoT, DoE, MRWA, & PTA	2023-24
	1. Stage one: data source and analysis (including Perth Area Travel and Household Survey and TREK 15-Years On study);		Lack of detailed data on school travel to effectively coordinate outcomes;		
	2. Stage two: consultative mode share target setting.		Lack of school transport objectives.		
3	Research and develop new initiative trials including exclusion zones and park and walk/ride.	Improved understanding of efficacy of various interventions.	Poor access and traffic exposure around schools; Distance between home and school; Parent/carer time constraints.	DoT and TBC	2023-24

Individual

#	Initiative	Expected outcome	Problem	Lead agency	Year
1	Align Road Safety and Drug Education, Health and Physical Education Curriculum Support, and Your Move Schools programs.	Strategic alignment of program objectives and outcomes.	High parking demand; Student riding proficiency; Parent/carer safety concerns; Childhood obesity and overweight.	DoE/DoT	2022-23
2	Expand delivery of the Your Move Schools program.	Stronger school community culture of active travel.	High parking demand; Student riding proficiency;	DoT	2021-30

#	Initiative	Expected outcome	Problem	Lead agency	Year
		Increased participation in walking, and riding.	Parent/carer safety concerns; Childhood obesity and overweight.		
3	Provide Bike education at WA Schools.	Increased student skills in riding and maintenance, and independent mobility.	Low riding proficiency.	DoT	Ongoing
4	Deliver the Transperth <i>Get On Board</i> program	Improved public transport awareness and skills for students transitioning from primary to secondary school.	Distance between home and school; Parent/carer time constraints.	PTA	2021-30
5	Deliver Transperth school marketing campaigns	Increased knowledge of public transport options for school travel.	Distance between home and school.	PTA	2021-30
6	Deliver Safety education programs (e.g. Challenges and Choices).	Improved road safety awareness and skills.	Low child awareness of vulnerable road users; Parent/carer safety concerns.	DoE	2021-25

Social

#	Initiative	Expected outcome	Problem	Lead agency	Year
1	Research Parent safety perceptions research.	Improved understanding of safety concerns to inform project planning and messaging.	Parent/carer safety concerns; Road safety guidelines.	RSC	2021-22
2	Develop positive attitudes and behaviours towards walking and riding.	Increased awareness of the benefits of walking and riding.	Parent/carer safety concerns.	DoT	2021-30

3	Scope, develop and test key messaging on flexible work practices and active travel to school.	Increased awareness of active travel to school amongst parents and carers who work from home.	High labour force participation; Parent/carer time constraints.	DoT	2023-24
4	Develop and deliver social change project to increase importance of and participation in active travel to school.	Increased cultural importance of healthy active travel to school.	High rate of car ownership; Parent/carer safety concerns and perceptions.	DoT	2023-25 (following completion of initiative # 1&3)

DRAFT

6. MATTERS FOR NOTING / INFORMATION

6.1 Draft National Plan to End Violence Against Women and Children (05-086-03-0004 VB)

By Vikki Barlow, Senior Policy Advisor Community

RECOMMENDATION

That the letter in relation to the Draft National Plan to End Violence Against Women and Children consultation be noted.

Executive Summary

- The Australian Government is developing the National Plan to End Violence against Women and Children 2022-2032 (Draft National Plan).
- The Department of Social Services undertook consultation on the [Draft National Plan](#) between 14 January and 25 February 2022.
- WALGA submitted a letter supporting the aims, vision, and pillars of the Draft National Plan, consistent with the Association's Advocacy Position Statement on Family and Domestic Violence.
- The letter highlights the need for clearer definition of the role and responsibilities of Local Government in family and domestic violence, as well as ongoing funding to support the implementation of the Prevention Toolkit for Local Government.

Attachment

- [WALGA Letter on Draft National Plan to End Violence Against Women and Children](#)

Policy Implications

WALGA's Advocacy Position Statement on Family and Domestic Violence states:

3.10.1 Family and Domestic Violence

1. *WA Local Governments recognise the prevalence, seriousness, and preventable nature of family and domestic violence and the roles that Local Governments can play in addressing gender equity and promoting respectful relationships in their local community.*
2. *WALGA advocates to the State Government:*
 - a. *to work with Local Government in defining the role and responsibilities and expectations of Local Governments in family and domestic violence.*
 - b. *for adequate funding for family and domestic violence programs and services, particularly in regional areas.*
 - c. *for appropriate resources and funding be allocated to Local Governments to implement any particular roles and actions addressing family and domestic violence as defined in the State Strategy.*
 - d. *to provide support to Local Government in the broader rollout of the Prevention Toolkit for Local Government.*
 - e. *To continue advocacy to the Commonwealth Government for additional funding and support.*

(December 2020 – 144.6/2020)

Background

The Australian Government is developing the National Plan to replace the existing *National Plan to Reduce Violence against Women and their Children 2010–2022* when it ends in mid-2022. Development of the National Plan is a joint responsibility of the Commonwealth, states and territories.

The draft National Plan has been developed through consultation with victim-survivors, specialist services, representatives from the health, law and justice sectors, business, and community groups, all levels of government and other experts. Previous consultations that inform the Draft National Plan include The House Standing Committee on Social Policy and Legal Affairs *Inquiry into family, domestic and sexual violence* and the *National Summit on Women's Safety*.

The ten-year National Plan will be underpinned by two, five-year action plans, including dedicated five-year Aboriginal and Torres Strait Islander Action Plans. The action plans will detail the priority focus areas for implementation and will focus efforts and government investment in those areas.

The Aboriginal and Torres Strait Islander Advisory Council on family, domestic and sexual violence is leading work on the dedicated Aboriginal and Torres Strait Islander Action Plans.

WALGA is a member of the Family and Domestic Violence State Association Network led by ALGA and Our Watch (peak body for prevention of violence against women and children). The Network works collaboratively to identify and develop resources for the sector and to undertake advocacy. A coordinated approach was developed to inform Association's responses to the Draft National Plan.

WALGA is also a member of the State Government's reference group for the *Path to Safety: Western Australia's strategy to reduce family and domestic violence 2020 – 2030*. The reference group involves key stakeholders from State Government agencies, peak community sector organisations and WALGA and oversees the implementation of the first *Action Plan July 2020 – June 2022*.

Comment

The aims, vision, and pillars of the Draft National Plan align with WALGA's Advocacy Position on Family and Domestic Violence, the State Government's strategy and the work that the Family and Domestic Violence State Association Network is undertaking.

WALGA's letter highlights the need for clearer role definition for Local Government, the benefits of the continued rollout of the Prevention Toolkit for Local Government and the need for further support, resources and funding to support Local Government activities to address family and domestic violence.

6.2 Feedback on Community Disaster Resilience Strategy Discussion Paper (05-024-02-0067 VJ)

By Vanessa Jackson, Senior Policy Advisor, Emergency Management

RECOMMENDATION

That the feedback provided to the State Emergency Management Committee on the Community Disaster Resilience Strategy Discussion Paper be noted.

Executive Summary

- The State Government released a Community Disaster Resilience Strategy Discussion Paper for public consultation between 31 October 2021 and 31 March 2022.
- The Discussion Paper outlines a number of transformational shifts and change initiatives, however, due to limited detail in the paper, it is unclear what the exact impact of these proposed initiatives on Local Government's operations may be.
- Feedback on the Discussion Paper by way of letter from the President has been prepared, requesting a formal consultation period on the draft Community Disaster Resilience Strategy be provided in due course.

Attachment

- [WALGA Feedback on the Community Disaster Resilience Strategy Discussion Paper](#)

Background

At the WA Emergency Management Conference held on 13 October 2021, the Hon. Reece Whitby MLA, Minister for Emergency Services announced the commencement of the next round of consultation on the WA [Community Disaster Resilience Strategy Discussion Paper](#).

The intent of the Community Disaster Resilience Strategy is to increase the capacity of communities to cope with and recover from the possible impacts of natural disasters. The State Emergency Management Committee (SEMC) sought feedback on the strategic directions and initiatives outlined in the Discussion Paper, to inform the final Strategy, by asking the following questions:

- Do the five proposed outcomes represent the right goals for a resilient community?
- Are the transformational shifts possible? Are there any others that could be proposed?
- Do stakeholders agree with the change initiatives?
- Is the Implementation Plan practical?

In March 2022, SEMC through DFES delivered four online workshops with both metropolitan and regional Local Governments, to obtain their feedback.

The consultation period closed on 31 March 2022.

Comment

The Discussion Paper suggests four transformational shifts and 18 associated change initiatives designed to support communities to cope with the impacts of a disaster, to recover afterwards and to adapt to changed circumstances.

Feedback from members at the workshops was generally supportive of the Discussion Paper but qualified with concerns about increasing expectations on Local Governments without increasing resources, and a high level of uncertainty about what is being contemplated by the Strategy. The change initiatives may also have resource implications for the Sector and may require revisions to strategic and operational documents within a Local Government.

Therefore, as there is limited detail in the Discussion Paper on the specific requirements of the actions outlined in the Implementation Plan, it is difficult to determine the extent of the impact of the proposed Strategy on Local Government.

Advice from DFES has been that the draft Strategy will be provided to stakeholders ‘as a courtesy’ for a short consultation period of two weeks in mid-May, prior to submission to the SEMC Recovery and Community Engagement Subcommittee and Minister for Emergency Services. This two-week period would not be a formal consultation period as the concept of the Strategy has already been consulted on twice, initially in 2020 and then through this Discussion Paper.

The letter indicates the sector’s strong preference to have a further consultation opportunity on the draft Strategy in due course, prior to its formal adoption by SEMC and the State Government.

Although the consultation period closed on 31 March 2022, WALGA sought a small extension until 5 April 2022 to enable the People and Place Policy Team to consider the feedback contained within the attached letter.

6.3 2021 CoastWA Local Government Survey (06-085-01-0002 LS)

By Lucy Sheehy, CoastWA Local Government Facilitator

RECOMMENDATION

That the CoastWA Local Government Survey Outcomes Report be noted.

Executive Summary

- The CoastWA Local Government Survey was implemented to improve understanding of the challenges and barriers to coastal hazard risk management and adaptation planning (CHRMAP) for Local Government. 32 responses were received.
- Broadly the Survey found that CHRMAPs were assisting Local Governments to better manage current and future coastal hazards and that the resources currently available to Local Governments were helpful. However, a number of challenges were identified for both developing and implementing CHRMAPs and that implementation of CHRMAP actions were generally behind schedule.
- Eight recommendations are made based on the findings of the Survey. If implemented these recommendations would further support Local Governments to develop and implement coastal hazard risk management and adaptation plans.
- The Report and its recommendations will inform the review and development of WALGA advocacy positions relating to coastal planning and its support of coastal and estuarine Local Governments.

Attachment

- [CoastWA Local Government Survey Summary Snapshot](#)
- [CoastWA Local Government Survey Outcomes Report](#)

Policy Implications

WALGA's [Advocacy Positions Manual](#) provides:

6.8 Coastal Planning (sub-point 2):

That the State Government provides a clear funding path for the implementation of State Planning Policy 2.6 – State Coastal Planning Policy, to ensure that Local Governments are appropriately funded to prepare and implement coastal hazard risk management and adaptation plans.

WALGA's [Immediate Priorities for the State Government](#) document provides:

Expand the Coast WA Program

Provision of additional funds (\$55M) to Local Governments to complete and implement coastal hazard risk assessment and adaptation planning to manage coastal erosion and inundation hot spots.

Background

A CoastWA Local Government Facilitator was appointed by WALGA in October 2021 to support Local Governments to develop and implement CHRMAPs, including accessing CoastWA funding. The Facilitator position is funded by the State Government through a Coastwest Grant.

In November 2021, a CoastWA Local Government Survey was sent to 49 coastal and estuarine Local Governments. The objectives of the Survey were to:

- Develop a baseline understanding of Local Government progress in developing and implementing Coastal Hazard Risk Management and Adaptation Plans (CHRMAPs);
- Understand the challenges for Local Government in developing and implementing CHRMAPs;
- Understand how Local Government can be better supported in developing and implementing CHRMAPs;

- Improve understanding of local coastal management issues and identify potential local erosion hotspots and inundation areas;
- Inform follow-up targeted engagement with individual Local Governments; and
- Inform input into the CoastWA program from a Local Government perspective.

The Survey was open from 23 November 2021 and 7 January 2022. 32 responses were received from 28 Local Governments and one regional partnership. Key findings from the Survey are listed below and are discussed within the attached Outcomes Report:

- Funding is critical for Local Government to develop and implement Coastal Hazard Risk Management and Adaptation Plans;
- Long term funding models for coastal adaptation have not been identified;
- Development of CHRMAPs by Local Government are not necessarily being led by Planning Officers;
- CHRMAPs are challenging to develop and the latter stages of CHRMAP development are the most challenging;
- Most of the resources available to Local Government (from WALGA and State Government) to develop and implement CHRMAPs are valuable;
- CHRMAPs are helping Local Governments plan for and manage coastal hazards;
- CHRMAPs are challenging to implement and implementation is generally behind schedule;
- The greatest barriers to implementing CHRMAPs are related to staffing and budget;
- Planning actions are the most common focus of CHRMAP implementation in the short term;
- Affected property owners respond differently to CHRMAP actions compared to the broader community;
- Additional funding and training is needed to implement CHRMAPs;
- Support to improve community awareness of coastal hazards and coastal adaptation would be more valued than support for other types of community engagement and education;
- Local Governments are actively managing current erosion and inundation impacts; and
- Local Governments do not feel prepared for future potential inundation.

Comment

Based on the key findings, eight recommendations have been identified that WALGA will seek to progress to assist Local Governments to develop and implement coastal hazard risk management and adaptation plans.

1. Local Government funding to develop and implement CHRMAPs should continue through CoastWA;
2. Investigate/advocate for the development of a long term equitable, effective and sustainable funding solution;
3. Investigate opportunities to increase Local Government staff resourcing to develop and implement CHRMAPs;
4. Develop a training program for Local Government officers involved in coastal hazard risk management and adaptation planning;
5. Resources such as guidelines, templates, case studies should be focused on the latter stages of developing CHRMAPs and implementation of CHRMAPs;
6. WALGA should continue to support Local Governments through the Local Government CHRMAP Forum and advocacy to State and Federal Governments;
7. Community education should focus on improving awareness and understanding of the broader impacts and potential costs of coastal adaptation measures; and
8. Areas of coastal erosion and inundation identified in the Survey should be used to inform future updates of hotspots reports.

The next steps for WALGA will be to:

- Review and update its advocacy positions related to coastal planning and management, informed by the survey findings and recommendations.
- Continue to support coastal and estuarine Local Governments through the WALGA Local Government CHRMAP Forum and CoastWA Local Government Facilitator.
- Continue to explore opportunities to partner with relevant State Government agencies to implement the Report's recommendations.

6.4 Update on draft WA Public Libraries Strategy 2022-2026 (05-012-03-0001 SM)

By Susie Moir, Policy Manager, Resilient Communities

RECOMMENDATION

That the update on the draft WA Public Libraries Strategy 2022-2026 be noted.

Executive Summary

- The Public Libraries Working Group (PLWG) has been overseeing the development of a new WA Public Libraries Strategy 2022-2026 (draft Strategy) with a focus on strengthening communities, digital inclusion and the value placed on public libraries.
- A mixed methods consultation approach has been undertaken, with workshops targeted at public library professionals, stakeholder interviews through a targeted selection of metropolitan, regional and remote Local Government public libraries, and public consultation via an [online survey](#) (open until 8 April 2022).
- An implementation plan is being developed to outline the actions required to achieve the outcomes described by the draft Strategy and assign responsibility and timelines to these actions, and an evaluation framework to measure the success or otherwise of these actions.
- The new Strategy will support the work of 232 public libraries operated by Local Government around Western Australia.

Attachments

- [State and Local Government Agreement for the Provision of Public Library Services in Western Australia \(2020\)](#)
- [Draft WA Public Libraries Strategy 2022-2026 Consultation Draft](#)

Policy Implications

WALGA's Advocacy Position on Public Libraries provides:

3.8 Public Libraries

WALGA supports:

1. *the provision of Public Library services in Western Australia through a formal partnership between Local Government and the State Government of Western Australia governed by the Library Board Act 1951;*
2. *the tiered model of library service delivery; and*
3. *the transfer of ownership of stock from State to Tier 1 Local Governments. (May 2019 – 46.4/2019).*

Background

WALGA is a party to the State and Local Government Agreement for the Provision of Public Library Services in Western Australia (2020) (the Agreement) as well as Chair of the PLWG which is established to oversee the implementation of the Agreement. Other members of the PLWG are:

- State Library of WA;
- Library Board of WA;
- Public Libraries WA;
- A representative from a Tier 2 regional public library;
- LG Professionals WA;
- Department of Local Government, Sport and Cultural Industries (DLGSC);
- Department of Primary Industries and Regional Development; and
- The Office of Digital Government.

PLWG identified that the current 2017 WA Public Libraries Strategy was outdated and engaged a consultant to develop a new strategy in December 2021. A draft strategy has been developed, guided

by a Working Group involving representatives from WALGA, DLGSC, PLWA, LG Professionals WA and the State Library.

Targeted consultation through a selection of metropolitan, regional and remote Local Government public libraries, and broad community consultation, is being undertaken on the draft Strategy from February to April 2022.

In developing the draft Strategy, it became clear that the development of an implementation plan and measures was needed. This is particularly important as there is no single, lead agency responsible for implementing the Strategy.

The draft Strategy outlines a set of principles to support the implementation of its outcomes with a focus on delivering the best outcomes for Western Australians and ensuring that PLWG are committed to working in partnership to deliver these outcomes.

The draft Strategy outcomes are outlined under three key pillars, being:

1. Libraries Strengthening Communities
2. Digitally Inclusive Libraries
3. Public Libraries Valued as an Essential Community Asset.

Comment

Public libraries provide important, local level social and cultural infrastructure. Supported through a partnership between State and Local Government, public libraries play an essential role in community capacity building and connection, literacy and skills development, social inclusion, facilitating digital inclusion, and supporting access to technology.

The draft Strategy acknowledges the need to ensure that public libraries accurately assess and evaluate the impact of the services they provide to their communities. This is critical to demonstrating the value of libraries to stakeholders and communities and will assist in ensuring sustainable funding for libraries to continue to grow and respond to the changing needs of their communities.

In 2021 there were more than 7 million in-person visits and 3 million online visits to public libraries. Western Australians borrowed more than 16 million books, electronic books, audiobooks, magazines, DVDs and other items to keep themselves educated, informed and entertained.

Recently, the important role of public libraries in supporting digital inclusion and the health and wellbeing of local communities was recognized when the State Government provided a grant of \$375,000 to support public libraries to assist community members to setup the ServiceWA app. This funding is providing extra staffing, translation services, outreach initiatives and other resources to assist the community to use and understand the app.

It is anticipated that PLWG will consider and finalise the draft Strategy at their meeting in April 2022, prior to submission to WALGA State Council and the Library Board of WA (in July 2022), and then be endorsed by the Minister for Culture and the Arts.

6.5 Local Emergency Management Arrangements (LEMA) Review Project (05-024-03-0040 SR)

By Simone Ruane, LEMA Project Lead

RECOMMENDATION

That the update on the Local Emergency Management Arrangements (LEMA) Review Project be noted.

Executive Summary

- Under the *Emergency Management Act 2005*, Local Governments are required to prepare and maintain local emergency management arrangements (LEMA).
- In 2019, WALGA proposed a review of LEMA be undertaken, which was endorsed by the State Emergency Management Committee (SEMC).
- The aim of the LEMA Review Project is to develop a LEMA Improvement Plan that outlines options for effective and fit-for-purpose emergency management at the local level.
- The Department of Fire and Emergency Services (DFES) has been granted Natural Disaster Resilience Program (NDRP) funding to undertake the LEMA Review Project.
- WALGA has been allocated \$140,040 of All West Australians Reducing Emergencies (AWARE) grant funding to lead consultations with Local Government for the project.

Policy Implications

WALGA's Advocacy Position on Emergency Management provides:

8. Emergency Management

Local Governments in Western Australia play a significant role in emergency management. Both Commonwealth and State Government policy identify Local Government as a key player in community disaster resilience, preparedness and response. Local Governments however face a number of challenges in addressing their emergency management responsibilities, and these challenges differ greatly across the State.

Background

Local Governments play a critical role in Western Australia's Emergency Management Arrangements. Under section 36 of the *Emergency Management Act 2005* (EM Act), Local Governments are required to develop and maintain LEMA that provide a community-focused, coordinated approach to the emergency management of all hazards within a Local Government area.

LEMA refers to the collective emergency management documentation, systems, processes, agreements, and memorandums of understanding which affect each Local Government district. LEMA are outlined in an overarching document that all Local Governments are responsible for developing, maintaining, and testing. Local Governments are required to review their LEMA every five years, after a significant emergency incident and after exercising their LEMA.

In 2019, WALGA submitted a paper to SEMC outlining the key challenges for Local Governments in fulfilling their LEMA obligations including:

- a lack of clarity around the roles and responsibilities of Local Government in emergency management;
- a lack of ongoing funding and human resource capability to meet Local Government emergency management requirements; and
- a misalignment between Local Government emergency management requirements and the Integrated Planning and Reporting Framework for Local Government.

SEMC approved WALGA's proposal for a review of LEMA using a sector-led approach. In 2021, DFES was granted \$171,000 through the Natural Disaster Resilience Program (NDRP) for the LEMA Review Project. WALGA was allocated \$140,040 in AWARE grant funding to lead the consultation with Local Government on the project.

The LEMA Review Project aims to develop a LEMA Improvement Plan that will identify opportunities to:

- develop fit-for-purpose and effective LEMA;
- increase stakeholder knowledge of LEMA to enhance community resilience;
- streamline LEMA processes and encourage currency;
- improve the effectiveness of the LEMA as a communication tool; and
- support Local Governments who are not currently engaged in planning for emergencies.

The LEMA Review project will be delivered through a partnership between DFES, WALGA and the Department of Local Government, Sport and Cultural Industries (DLGSC). WALGA's role is to:

- undertake in-depth research on the status of LEMA and develop a comprehensive LEMA discussion paper;
- design and coordinate a consultation process with Local Governments to obtain representative feedback on LEMA;
- provide a recommendations report based on the research findings and consultation outcomes; and
- collaborate with DFES to design a pilot project or exercise process that tests potential new LEMA approaches.

Comment

The current one-size-fits-all LEMA compliance model does not adequately consider the size, maturity, and resourcing capability of different Local Governments, nor adequately address resource sharing arrangements between Local Governments.

The LEMA Review Project is based on recommendations presented by WALGA to SEMC that were informed through preliminary consultations with Local Government and WALGA's emergency management policy expertise. The LEMA Review Project provides an important opportunity to ensure that Local Governments are actively represented in the review of local-level emergency management policy.

WALGA has appointed a Project Lead to engage directly with Local Governments in the delivery of the LEMA Review Project. WALGA's Local Government Emergency Management Advisory group (LGEMAG) and the People and Place Policy Team will be actively engaged in the process.

6.6 Comment on Draft Health Promotion Strategic Framework 2022-2026 (05-031-03-0005 BW)

By Bec Waddington, Policy Officer Community

RECOMMENDATION

That the letter submitted to the Department of Health on the Draft Health Promotion Strategic Framework 2022-2026 be noted.

Executive Summary

- The Department of Health released the [Draft Health Promotion Strategic Framework 2022-2026 \(HPSF\)](#) for comment in December 2021.
- WALGA has submitted a letter in support of the draft HPSF which brings opportunities for Local Governments to work with the State Government and other organisations to reduce chronic disease and enhance community health and wellbeing.

Attachment

- [WALGA letter Draft Health Promotion Strategic Framework 2022-2026](#)
- [Department of Health Letter of Response on Draft WA Health Promotion Strategic Framework](#)

Background

In December 2021 the Department of Health opened consultation on the draft HPSF. The HPSF seeks to build on the achievements of the previous versions (2007-11, 2012–16 and 2017-21) and sets out a plan for reducing the prevalence of chronic disease and injury over the next five years.

WALGA provided a letter of the support for HPSF the on 4 February 2022, noting that the Framework highlights the important role Local Government plays in health promotion and the importance of partnerships and collaboration in achieving positive health and wellbeing outcomes in the community.

Policy Implications

The intent of the draft HPSF broadly aligns with WALGA's Advocacy Position on Health which states:

3.2 Health

The Association supports improving health outcomes for Western Australians through the investment in and provision of infrastructure and delivery of services in partnership with health professionals.

May 2017 – 32.2/2017

Comment

Local Governments make a significant contribution to improving, promoting and protecting the health of communities. Local Government involvement in public health includes:

- Environmental health
- Health promotion
- Mental health
- Alcohol and other Drugs

WALGA supports the development of the draft HPSF which highlights the role of Local Government in health promotion, and the importance of partnerships and collaboration in achieving positive health and wellbeing outcomes for the community.

The updated draft HPSF builds on previous versions and takes into account new evidence, policy changes, and relevant state, national and international developments.

The draft HPSF provides Local Governments easy access to resources and information and will provide enhanced opportunities for Local Governments to partner with the State Government and other organisations to reduce chronic disease and enhance community health and wellbeing.

The HPSF also supports Local Governments with the implementation of Public Health Plans which will be required after Stage 5 of the *Public Health Act 2016* is implemented. It is anticipated that Stage 5 will not commence until mid to late 2022 and Local Governments have two years from the implementation of Stage 5 to develop a Public Health Plan.

6.7 Wooroloo Bushfire Independent Review Final Report (05-024-03-0011 CM)

By Cassandra Mora, Policy Officer, Emergency Management

RECOMMENDATION

That the Independent Review of the Wooroloo Bushfire Final Report be noted.

Executive Summary

- The Final Report on the Australasian Fire and Emergency Services Authorities Council (AFAC) Independent Review into the Wooroloo Bushfire (Independent Review) was released on Tuesday, 29 March 2022 (the Report).
- WALGA provided a letter of support to the Independent Review highlighting key issues identified in WALGA Policy Positions and in submissions to recent emergency reviews and inquiries, which was endorsed at the December 2021 State Council meeting.
- The Report makes 13 recommendations, with five making direct reference to Local Government, relating to bushfire risk mitigation planning, development control as it relates to planning and building in bushfire prone areas, traffic management, impacts assessments, and telecommunications.

Attachments

- [AFAC Independent Operational Review: A review of the management of the Wooroloo fire of February 2021](#)
- [City of Swan Media Statement](#)
- [Wooroloo Bushfire Independent Review – WALGA Letter of Support](#)

Background

The Wooroloo bushfire started on Monday, 1 February 2021, during a COVID-19 lockdown, and devastated over 10,000 hectares of land and destroyed 86 homes.

AFAC's Independent Review was released on Tuesday, 29 March 2022 and includes 13 recommendations. The review focuses on the circumstances leading up to the incident and the operations and management at a strategic level for the duration of the fire.

WALGA's response to the Independent Review highlighted key issues identified in WALGA's Advocacy Positions and submissions to recent emergency reviews and inquiries, supported by the submissions of the City of Swan and Shire of Mundaring.

Comment

The review commended the efforts of emergency services including volunteer Bushfire Brigades and Local Government staff from the City of Swan and Shire of Mundaring, noting weather conditions during the bushfire were incredibly challenging.

The Report makes 13 recommendations, with five making direct reference to Local Government relating to bushfire risk mitigation planning, development control as it relates to planning and building in bushfire prone areas, traffic management, impacts assessments, and telecommunications.

Key recommendations are:

- Recommendation 3 - That DFES continues development of the bushfire risk planning framework and guidelines that will allow the implementation, coordination, and prioritisation of cross tenure Bushfire Risk Management Plans and activities across each Local Government;
- Recommendation 4 - DFES in collaboration with Local Government should consider the establishment of dedicated bush fire mitigation crews to work with local Bushfire Brigades in implementing the Bushfire Risk Management Plan activities in the identified high-risk bush fire prone areas (e.g. Perth Hills) of the State;

- Recommendation 5 - Any determination that the Fire and Emergency Services Commissioner as the Hazard Management Authority (Bushfire) makes in respect of construction standards or subdivision developments, regarding requirements such as Asset Protection Zones, Bushfire Attack Levels etc. should be upheld by the consent authority;
- Recommendation 6 - DFES should promote the creation of a Bushfire Practitioners Accreditation Register to ensure State Planning Policy and bushfire building codes and standards compliance are applied by appropriately trained and accredited practitioners;
- Recommendation 7 - In conjunction with WAPF and Local Government, DFES should undertake a review into the establishment and management of Vehicle Control Points and the use of Restricted Access Permits during major incidents;
- Recommendation 10 - DFES, in consultation with Local Government, should review the impact assessment process to ensure information is captured and made available to relief and recovery agencies in a timely and effective way; and
- Recommendation 11 - DFES and Local Government should continue discussions with telecommunications providers to explore the adequacy of current arrangements for backup power at telecommunication towers in emergency incidents.

WALGA is involved in work that is currently underway in a number of these areas, including membership of the Traffic Management During Emergencies Guidelines Working Group which is reviewing the Traffic Management During Emergencies Guidelines, and the Western Australian Telecommunications Resilience Improvement Working Group which is exploring opportunities to improve the capacity, resilience and reliability of critical telecommunications infrastructure.

As highlighted in the Report, the development of the Consolidated Emergency Services legislation will update the emergency services framework and support the implementation of the recommendations.

WALGA will continue to work with Local Governments and the Department of Fire and Emergency Services to address the review's recommendations which are designed to enhance prevention, preparedness, response and recovery efforts in Western Australia.

The State Emergency Management Committee, on which the WALGA CEO represents the interests of the Local Government sector, will oversee the implementation of the recommendations.

6.8 2022-23 Federal Budget Update (05-088-03-0002 DT)

By Daniel Thomson, Economist

RECOMMENDATION

That the 2022-23 Federal Budget Update be noted.

Executive Summary

- The 2022-23 Federal Budget was handed down on 29 March ahead of an election expected in May.
- The Budget forecasts a strong rebound from the pandemic with the economy growing as private expenditure replaces Government stimulus.
- The Budget focuses on short-term cost payments to alleviate cost of living pressures, investments in infrastructure, defence and increasing the skilled workforce.
- A significant proportion of Financial Assistance Grants are to be brought forward into 2021-22 and the Local Roads and Community Infrastructure Program has been extended to 2024-25.

Background

The 2022-23 Federal Budget was handed down by the Treasurer Josh Frydenberg on 29 March against the backdrop of an Australian economy bouncing back more strongly from the pandemic than expected, increasing global economic uncertainty, the war in Ukraine and rising inflation.

With a Federal election due in May, the focus of the budget is on short-term cash payments to ease household concerns about the rising cost of living, as well as investments in infrastructure, defence and increasing the skilled workforce.

Funding for Local Governments and communities announced in the Federal Budget includes:

- Provision for \$2.8 billion in Financial Assistance Grants (equating to 0.55% of Commonwealth taxation revenue), with \$2.1 billion to be brought forward and paid in 2021-22. WA Local Governments will receive \$260 million of this bring forward, for a total of \$417.8 million to be received in the current financial year. Like the previous budget, the intent of this early payment is to provide a local response to the COVID-19 pandemic. In 2022-23, \$84.1 million of the remaining \$704.4 million will be allocated to WA with \$51 million for general purpose and \$33.1 million for local roads;
- The Local Roads and Community Infrastructure Program has received a \$500 million extension to deliver more community infrastructure through to 2024-25. In 2022-23 WA Local Governments will receive \$91.7 million, down from the \$120.3 million received in 2021-22 as total funding is phased down;
- \$491 million has been allocated to Roads to Recovery Funding in 2022-23, with \$70.5 million to be spent in WA, a reduction from the \$71.2 million received in 2021-22;
- \$131 million for the Bridges Renewal Program, with \$12.7 million to be spent in WA in 2022-23, up from \$4.4 million received in 2021-22;
- \$129 million for the Black Spot Program, with \$14.2 million allocated to WA in 2022-23, slightly below the \$14.8 million allocated in 2021-22;
- \$818 million over five years to expand digital mobile coverage in regional Australia;
- \$85 million in 2022-23 for waste recovery and processing infrastructure, with \$16.5 million allocated to WA; and
- \$50 million from the Emergency Response Fund for high priority coastal and estuarine disaster risk mitigation projects.

Twelve major new WA infrastructure projects will share \$586 million in new funding, including:

- \$145 million for the Thomas Road Dual Carriageway and interchange;
- \$140 million for WA Regional Road Safety Upgrades; and
- \$100 million for the Morrison Road Level Crossing Removal.

Reflecting rapidly increasing costs and progression to subsequent stages, nine existing WA infrastructure projects will receive \$1.5 billion in additional funding, including major commitments to:

- An additional \$400 million for the Outback Way;
- \$320 million more for the Bunbury Outer Ring Road.
- An extra \$200 million for the Tonkin Highway Stage 3 extension;
- \$178 million in additional funding for the Pinjarra Heavy Haulage Deviation;
- An additional \$135 million for the METRONET Thornlie-Cockburn link; and
- \$116 million more for the METRONET High Capacity Signalling project.

ALGA analysis of what the Federal Budget means for Local Governments is available here:

- [Australian Local Government Association President's media release – 29 March 2022](#)
- [Australian Local Government Association Analysis of the 2021-22 Federal Budget](#)

Comment

On the back of extraordinary Government stimulus, record low interest rates and high commodity prices, the Budget forecasts the Australian economy to grow by 4.5% in the current financial year before slowing to 3.5% in 2022-23 and 2.5% in 2023-24. As stimulus recedes, it anticipates that private demand will step up to drive the economy.

Rising inflation has had a major impact with the Budget focused on short-term measures to ease household pressures ahead of an election. Inflation is expected to ease from 4.5% in the current financial year to 2.75% by 2023-24.

Whilst real wages are forecast to decrease in 2021-22, the Budget expects wages to outstrip inflation by 0.25% in 2022-23, with wages growth increasing to 3.25%. Wages growth is expected to drive household consumption.

The unemployment rate is forecast to end the current financial year at 4% and then continue to drop to 3.75% over the next two years. The labour market is expected to remain tight as Net Overseas Migration returns to pre-pandemic levels.

The \$2.8 billion in Financial Assistance Grants announced in the Budget equates to only 0.55% of Commonwealth taxation revenue. ALGA, supported by state and territory associations, is calling for Financial Assistance Grants to be restored to at least one percent of Commonwealth taxation revenue and a once-off injection of Financial Assistance Grants of \$1.3 billion as part of its Federal Election campaign [Don't Leave Local Communities Behind](#). The WALGA President's media release on this issue can be viewed [here](#).

The Local Roads and Community Infrastructure Program was extended to 2024-25 with an additional \$501.7 million allocated to the program. The funding for this program is progressively decreasing on an annual basis.

6.9 Local Government Emergency Management Survey Results (05-024-03-0042 CM)

By Cassandra Mora, Policy Officer, Emergency Management

RECOMMENDATION

That the results of the 2021 Local Government Emergency Management Survey Results be noted.

Executive Summary

- WALGA undertook a Local Government Emergency Management Survey in late 2021 to gauge the sentiment of the sector towards its emergency management roles and responsibilities generally, and in relation to managing volunteer bushfire brigades in particular.
- The survey builds on the feedback received in WALGA's 2019 Emergency Management Survey and is being used to inform WALGA's policy and advocacy on current and emerging emergency management issues.
- Findings from the survey indicate that the Local Government sector is seeking increased resourcing and funding to discharge its emergency management responsibilities and changes to the current arrangements for Local Government management of volunteer Bushfire Brigades.

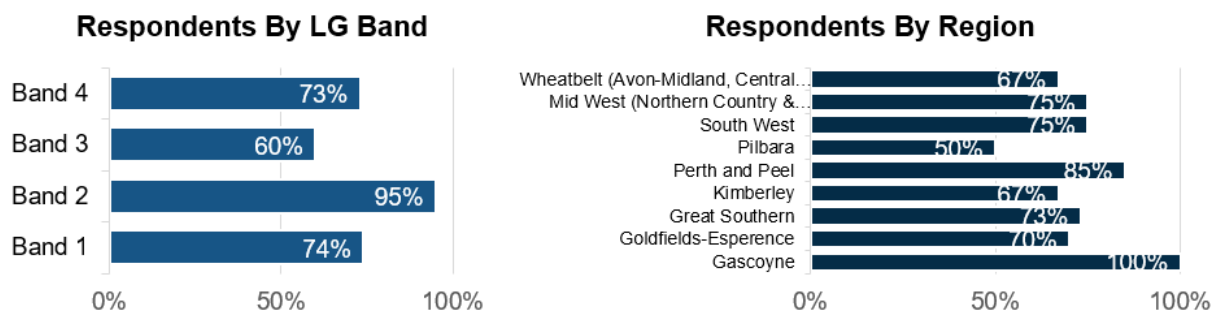
Attachments

- [2021 Local Government Emergency Management Survey Results Infographic](#)
- [2021 Local Government Emergency Management Survey Results Overview](#)
- [InfoPage to Local Government CEOs on the 2021 Local Government Emergency Management Survey](#)

Background

In late 2021, WALGA undertook a survey of Local Governments to ascertain the sentiment of the sector towards their emergency management roles and responsibilities generally, and in relation to managing volunteer Bushfire Brigades in particular. The 2021 survey aims to build on the feedback received in WALGA's 2019 Emergency Management Survey.

Responses were received from 104 Local Governments, representing 74.8 per cent of all Local Governments in WA:



Comment

Results of the Survey have been provided to all Local Government CEOs, the Fire and Emergency Services Commissioner and the Minister for Emergency Services. WALGA has also shared the results with the sector through its Emergency Management Network and newsletters aimed at Local Government officers working in emergency management.



9.6 STORAGE SHED 859 OAK PARK ROAD WALYORMOURNING

File Reference	10.5A
Disclosure of Interest	Nil
Applicant	Chris & Jodie Schell
Previous Item Numbers	No Direct
Date	11 April 2022
Author	Peter Bentley – Chief Executive Officer
Authorising Officer	Peter Bentley – Chief Executive Officer
Attachments	1. Copy of the Development Application

Summary

Council to approve the development of a 14m x 8m storage shed at 859 Oak Park Road Goomalling.

Background

Chris and Jodie Schell have submitted a development Application to erect a 14m x 8m storage shed at the above address.

Consultation

Nil

Statutory Environment

Local Government Act 1995
 Shire of Goomalling Town Planning Scheme No 3
 Planning and Development Act 2005

Policy Implications

Nil

Financial Implications

Nil

Strategic Implications

Shire of Goomalling Community Strategic Plan 2019-2028	
	This matter is not directly dealt with within the Community Strategic Plan

Comment/Conclusion

The development aligns with the objects for Rural Zone 3 and generally complies with the provisions of the Town Planning Scheme.

Voting Requirements

Simple Majority



OFFICERS' RECOMMENDATION

That the Council:

Approve the application development approval for 859 Oak Park Road Walyormourning as per the attached documents subject to the following conditions:

1. The development hereby approved must be carried out in accordance with the submitted plans and specifications or otherwise amended by the Shire and these shall not be altered and/or modified without the prior knowledge and written consent of the Shire.
2. The shed is not used for commercial, industrial or habitable purposes.
3. The external walls and roof of the shed are clad in 'Surfmist' Colourbond.

Advice


- A) The applicant is advised that this development approval is not a Building Permit. A Building Permit must be formally applied for and obtained before the commencement of any site and/or development works.
- B) A low fuel area should be maintained around the shed at all times.




SHIRE OF GOOMALLING

Office address: 32 Quinlan Street, Goomalling WA 6460
Postal address: PO Box 118, Goomalling WA 6460
Phone: 9629 1101 Email: goshire@goomalling.wa.gov.au

APPLICATION FOR DEVELOPMENT APPROVAL

Owner Details		
Name: Jodie & Chris Schell -SCHELL HOLDINGS PTY LTD		ABN (if applicable):
Address: 859 OAK PARK RD, WALYORMOURING		Postcode: 6460
Phone: (work): (home): (mobile):	Fax:	E-mail: ACCOUNTS@HATHERLEYFARM.COM.AU
Contact person for correspondence: JODIE		
Signature: 		Date: 6/4/22
Signature:		Date:
<i>The signature of the owner(s) is required on all applications. This application will not proceed without that signature. For the purposes of signing this application an owner includes the persons referred to in the Planning and Development (Local Planning Schemes) Regulations 2015 Schedule 2 clause 62(2)</i>		

Applicant Details (if different from owner)		
Name: J&A BUILDING PTY LTD		
Address: 12 YILGARN AVENUE, NORTHAM		Postcode: 6401
Phone: (work): 08 96225535 (home): (mobile):	Fax:	E-mail: ADMIN@JABUILDING.COM.AU
Contact person for correspondence: JARROD STREET		
The information and plans provided with this application may be made available by the local government if viewing in connection with the application. <input type="checkbox"/> Yes <input type="checkbox"/> No		
Signature: 		Date: 5/04/22

Property Details		
Lot No: 14838	House/Street No: 859	Location No:
Diagram or Plan No: 136356	Certificate of Title Vol. No: 1021	Folio: 464
Title encumbrances (e.g. easements, restrictive covenants):		
Street name: OAK PARK		Suburb: WALYORMOURING
Nearest street intersection: SCHELL ROAD		

Proposed Development

Nature of development: STORAGE SHED

Is an exemption from development claimed for part of the development? Yes No
If yes, what is the exemption for:

Description of proposed works and/or land use: CONSTRUCTION OF NEW STORAGE SHED

Description of exemption claimed (if relevant):

Nature of any existing buildings and/or land use: RESIDENTIAL HOUSE

Approximate cost of proposed development: \$54000.00

Estimated time of completion: JUNE 2022

OFFICE USE ONLY

Acceptance Officer's initials: _____ Date received: _____
Local Government reference no: _____

WESTERN



AUSTRALIA

REGISTER NUMBER	
14838/DP136356	
DUPLICATE EDITION	DATE DUPLICATE ISSUED
4	18/5/2006

RECORD OF CERTIFICATE OF TITLE
 UNDER THE TRANSFER OF LAND ACT 1893

VOLUME 1021 FOLIO 464

The person described in the first schedule is the registered proprietor of an estate in fee simple in the land described below subject to the reservations, conditions and depth limit contained in the original grant (if a grant issued) and to the limitations, interests, encumbrances and notifications shown in the second schedule.

BGRoberts
 REGISTRAR OF TITLES



LAND DESCRIPTION:

LOT 14838 ON DEPOSITED PLAN 136356

REGISTERED PROPRIETOR:
 (FIRST SCHEDULE)

SCHELL HOLDINGS PTY LTD OF POST OFFICE BOX 50, GOOMALLING

(T A235749) REGISTERED 21/11/1969

LIMITATIONS, INTERESTS, ENCUMBRANCES AND NOTIFICATIONS:
 (SECOND SCHEDULE)

- TITLE EXCLUDES THE LAND SHOWN ON O.P. 4755.
- J709956 MORTGAGE TO RABOBANK AUSTRALIA LTD REGISTERED 21/4/2006.

Warning: A current search of the sketch of the land should be obtained where detail of position, dimensions or area of the lot is required.
 * Any entries preceded by an asterisk may not appear on the current edition of the duplicate certificate of title.
 Lot as described in the land description may be a lot or location.

-----END OF CERTIFICATE OF TITLE-----

STATEMENTS:

The statements set out below are not intended to be nor should they be relied on as substitutes for inspection of the land and the relevant documents or for local government, legal, surveying or other professional advice.

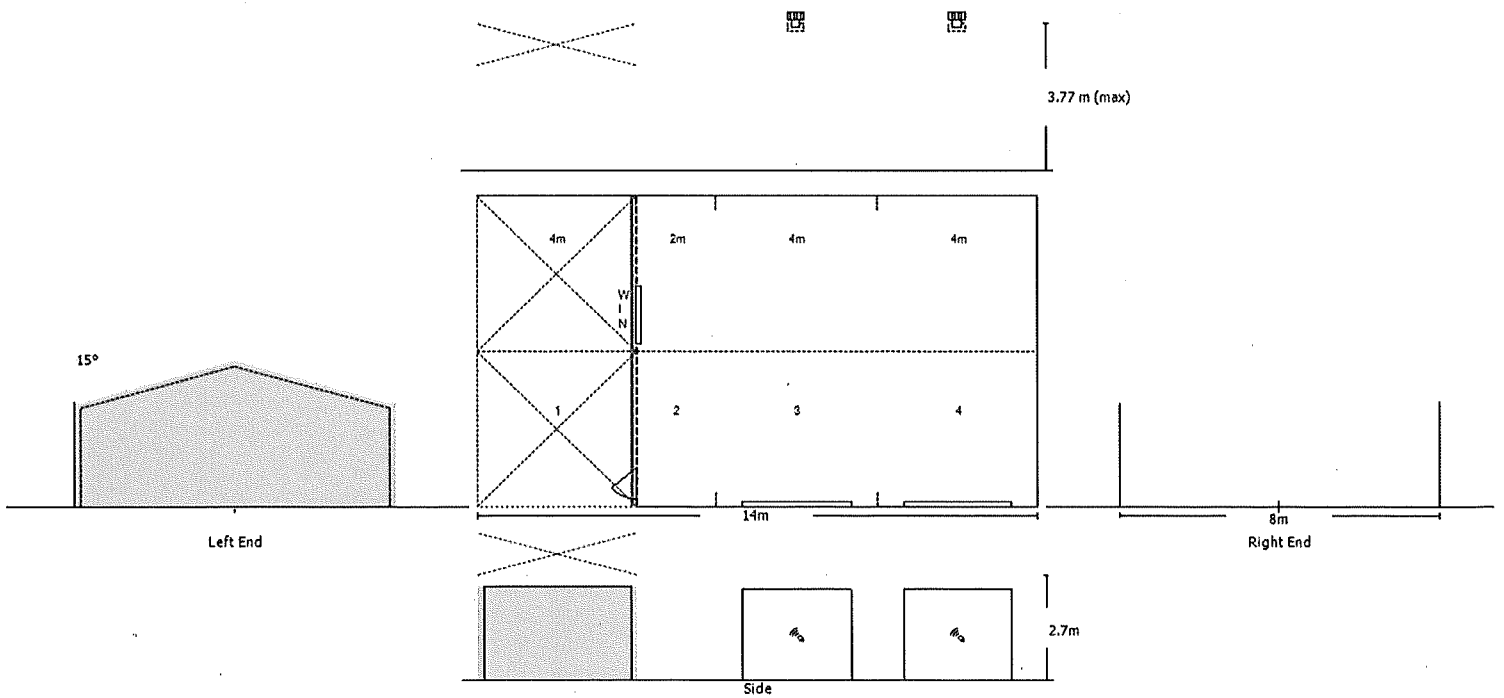
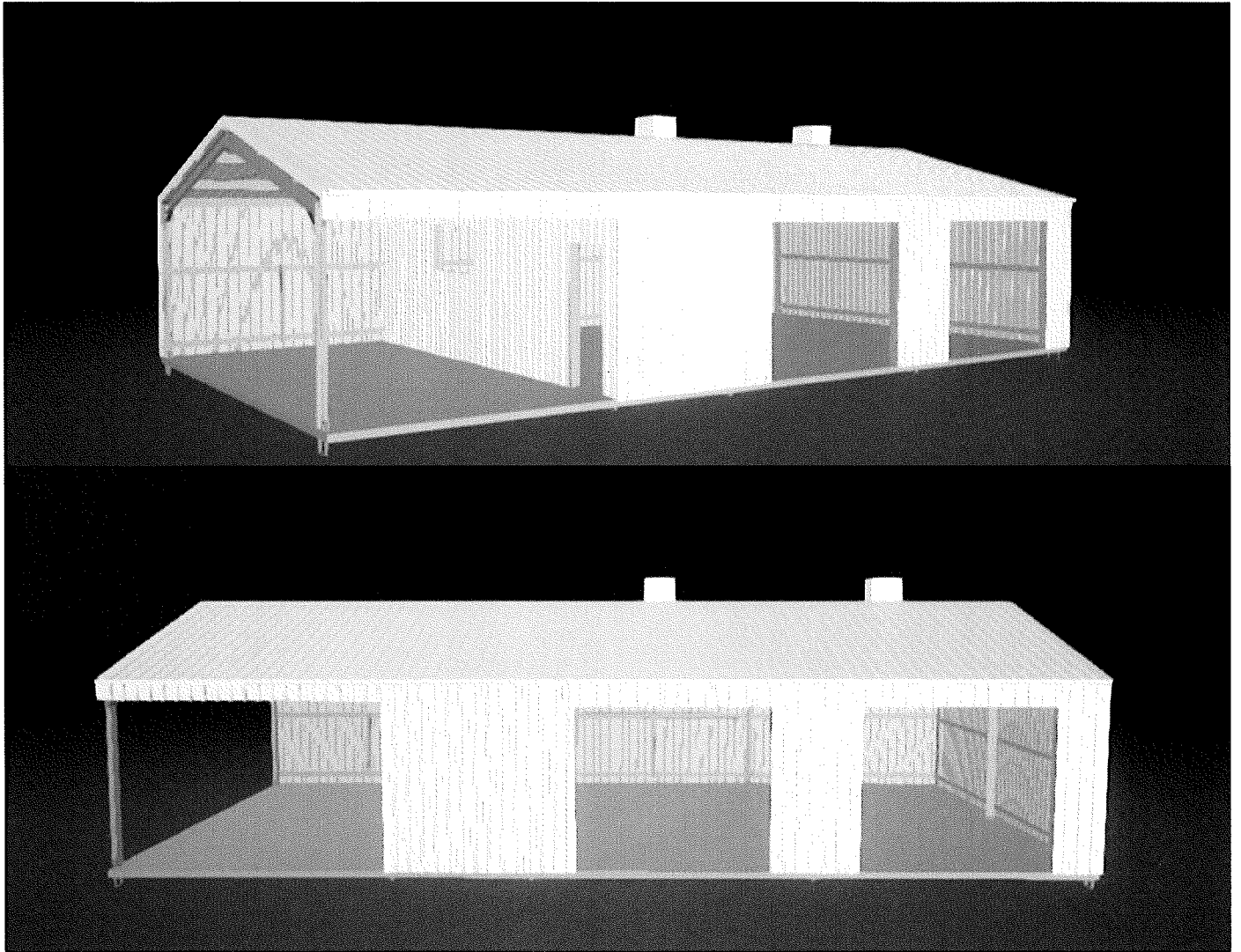
SKETCH OF LAND: 1021-464 (14838/DP136356)
 PREVIOUS TITLE: 1021-464
 PROPERTY STREET ADDRESS: 859 OAK PARK RD, WALYORMOURING.
 LOCAL GOVERNMENT AUTHORITY: SHIRE OF GOOMALLING

- NOTE 1: A000001A LAND PARCEL IDENTIFIER OF AVON LOCATION 14838 (OR THE PART THEREOF) ON SUPERSEDED PAPER CERTIFICATE OF TITLE CHANGED TO LOT 14838 ON DEPOSITED PLAN 136356 ON 05-JUL-02 TO ENABLE ISSUE OF A DIGITAL CERTIFICATE OF TITLE.
- NOTE 2: THE ABOVE NOTE MAY NOT BE SHOWN ON THE SUPERSEDED PAPER CERTIFICATE OF TITLE OR ON THE CURRENT EDITION OF DUPLICATE CERTIFICATE OF TITLE.

Proposed Shed Design

All sheeting – STRAMIT 0.42 Monoclad Colorbond Surfmist

8m x 14m x 2.7m High



Site Calculations

SITE AREA	496,581.49m ²
EXISTING FLOOR AREA	577.82m ²
PROPOSED AREA	112.00m ²

Notes

- 1 Proposed Shed 8m x 14m
- 2 Existing Residence
- 3 Existing Stormwater Tank
- 4 Existing structure



Disrupted by Canbuild

Client Name: HA SCHELLER CO Client Email: accounts@sharberley.com.au Client Phone: 0427291399 Signature: _____


COPYRIGHT STATEMENT
 This plan always remains the copyright of designer & shall not be used other than for the project work intended without written authority. No part may be produced by any other exclusive right be exercised without permission legal enforcement will be taken on copyright infringement.

DISCLAIMER
 This is not an official document, and may not comply with current laws or industry standards. You should make your own enquiries and seek independent advice from relevant industry professionals before acting or relying on the contents of this document.

ALL DIMENSIONS ARE IN METRES. DO NOT SCALE FROM PLANS.

DATE	DESCRIPTION	REV	USER	Signature	Client Name	Client Email	Client Phone	Signature
04/04/2022	Site Plan Generated	1	J.S		Sales Person Jarrod Street Phone +6144883355 jarrod@sharberley.com.au			
					PROPERTY DETAILS 859 Oak Park Rd, Walyvourning, WA 6460, Australia Lot7/D/P: P136556 14838			
					DESIGN NAME: Garage double with lean-to			
					SCALE: 1:4000 @A3			
					SHEET NO: 293556			
					SHEET NO: 1			
					REV NO: 1			
					DATE: 04/04/2022			





Disrupted by Canibuild

Client Name: HA SCHELLS CO		Client Email: accounts@hathelbyfa...		Client Phone: 0427291399		Signature		Client Phone		Signature	
COPYRIGHT STATEMENT		DESCRIPTION		REV		USER		SHEET NAME		JOB NO:	
This plan always remains the copyright of designer & shall not be used other than for the project work intended without written authority. No part may be produced by any other exclusive right be exercised without permission legal enforcement will be taken on copyright infringement.		Site Plan Generated		1		J.S		Site Plan		295556	
DISCLAIMER		DATE		DATE		DATE		DESIGN NAME:		SHEET NO:	
This is not an official document, and may not comply with current laws or industry standards. You should make your own enquiries and seek independent advice from relevant industry professionals before acting or relying on the contents of this document.		04/04/2022						Garage double with lean-to		1	
ALL DIMENSIONS ARE IN METRES. DO NOT SCALE FROM PLANS.		PROPERTY DETAILS		SCALE:		REV NO:		SCALE:		DATE:	
		859 Oak Park Rd, Walyormouring, WA 6460, Australia		1:100 @A3		1		1:100 @A3		04/04/2022	
		Lot/DP: P136356 14838									




Site Calculations

SITE AREA 496,581.49m²
 EXISTING FLOOR AREA 577.82m²
 PROPOSED AREA 112.00m²

Notes

- 1 Proposed Shed 8m x 14m
- 2 Existing Residence
- 3 Existing Stormwater Tank
- 4 Existing structure



Disrupted by Canibuild

DATE	DESCRIPTION	REV	USER
04/04/2022	Site Plan Generated	1	J.S

COPYRIGHT STATEMENT
 This plan always remains the copyright of designer & shall not be used other than for the project work intended without written authority. No part may be produced by any other exclusive right be exercised without permission legal enforcement will be taken on copyright infringement.

DISCLAIMER
 This is not an official document; and may not comply with current laws or industry standards. You should make your own enquiries and seek independent advice from relevant industry professionals before acting or relying on the contents of this document.

ALL DIMENSIONS ARE IN METRES. DO NOT SCALE FROM PLANS.

Client Name: HA SCHELLX CO Client Email: accounts@haheerle/ra... Client Phone: 0427291399

Client Name: J&A BUILDING Client Email: Client Phone: Signature: _____

SHEET NAME: Site Plan SHEET NO: 293556

DESIGN NAME: Garage double with lean-to SHEET NO: 1

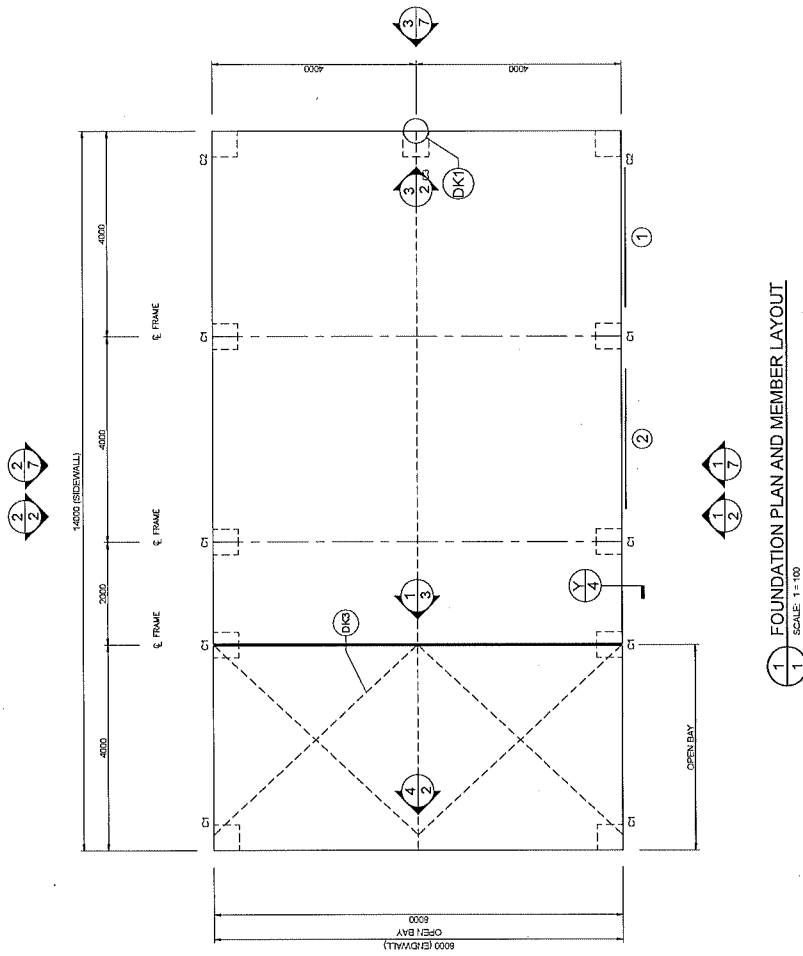
SCALE: 1:200 @A3 REV NO: 1 DATE: 04/04/2022

PROPERTY DETAILS
 859 Oak Park Rd, Walyourning, WA 6460, Australia
 Lot/D/P: P136556 14838

The design and detail shown on these drawings are applicable to this project only and may not be reproduced in whole or any part or be used for any other purpose without the written permission of FBHS (Aust) Pty Limited (FBHS) with whom copyright resides. The local distributor or franchisee you are dealing with is an authorised independent distributor or franchisee of FBHS' products and they enter into agreements with their customers on their own behalf and not as an agent for FBHS.

IF IN DOUBT, ASK.

DO NOT SCALE THIS DRAWING. USE FIGURED DIMENSIONS ONLY. ALL DIMENSIONS TO BE VERIFIED ON SITE.



1 FOUNDATION PLAN AND MEMBER LAYOUT
SCALE: 1:100

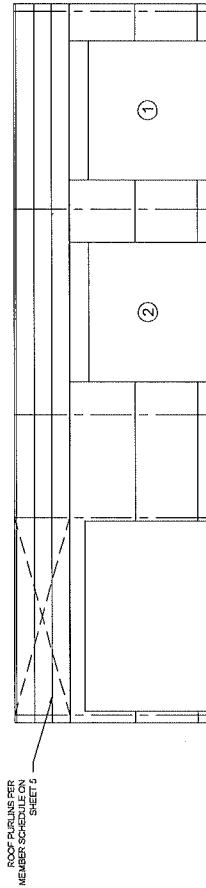
ROOF STRAP BRACING TO BE CONNECTED TO THE PURLIN CLOSEST TO THE LINE OF THE END WALL MULLION
 ROOF STRAP BRACING CAN BE PLACED FROM EITHER END OF THE BUILDING PROVIDING THE STRAP PATTERN REMAINS AS PER PLANS
 FOR INTERNAL WALLS USE MULLION SPECIFICATIONS
 SEE MULTIBUILD LAYOUT SCREEN FOR INTERNAL OPENING POSITIONS

MEMBER LEGEND


C1	C20024
C2	C20015
C3	C15019

STEEL BUILDING BY FAIR DINKUM BUILDS AVON VALLEY 08 9622 5535 JODIE SCHELL 859 OAK PARK ROAD WALYORMOURING	(CONTACT)
	FOR AT
DRAWN FDB	CHECKED TM
DATE 4/4/2022	JOB NO. AVON100020
SHEET 1 OF 8	Registered Chartered Professional Engineer Registered Professional Engineer (Civil & Structural) QLD Registered Consulting Engineer (Structural) N.T. Registered Engineer - Civil TAS
fair dinkum builds SHED SAFE	Civil & Structural Engineers 50 Park Street Cairns QLD 4872 Phone: 07 4725 5850 Fax: 07 4725 5850 Email: design@frendo.com.au ABN 941 008 173 56
Mr Timothy Roy Messer BE MIEAust RPEQ	Signature: <i>T. Messer</i> Date: 4/4/2022
Registered on the NPER in the areas of practice of Civil & Structural National Professional Engineers Register	Registered on the NPER in the areas of practice of Civil & Structural National Professional Engineers Register

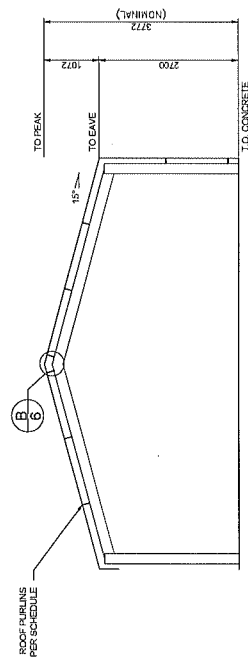
The design and detail shown on these drawings are applicable to this project only and may not be reproduced in whole or any part or be used for any other purpose without the written permission of FBHS (Aust) Pty Limited (FBHS) with whom copyright resides. The local distributor or franchisee you are dealing with is an authorised independent distributor or franchisee of FBHS' products and they enter into agreements with their customers on their own behalf and not as an agent for FBHS.



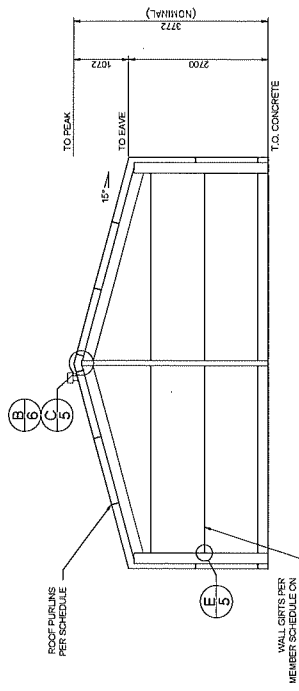
1 SIDEWALL EXTERIOR ELEVATION
SCALE: 1:100



2 SIDEWALL EXTERIOR ELEVATION
SCALE: 1:100



4 ENDWALL INTERIOR ELEVATION
SCALE: 1:100



3 ENDWALL INTERIOR ELEVATION
SCALE: 1:100

X BRACING IS REQUIRED IN 2 BAY(S) (VARIOUS ROOF AND WALL LOCATIONS).
SEE LAYOUT OR PLANS FOR PLACEMENT.

SHEET	2	OF	08	JOB NO.	AVON100020
				CHECKED	TM
DATE	4/4/2022	FOR	FDB	AT	
STEEL BUILDING BY (CONTACT) FAIR DINKUM BUILDS AVON VALLEY					
08 9622 5535					
JODIE SCHELL					
859 OAK PARK ROAD					
WALYORMOURING					

fair dinkum builds
SHEP SAFE ACTIVE

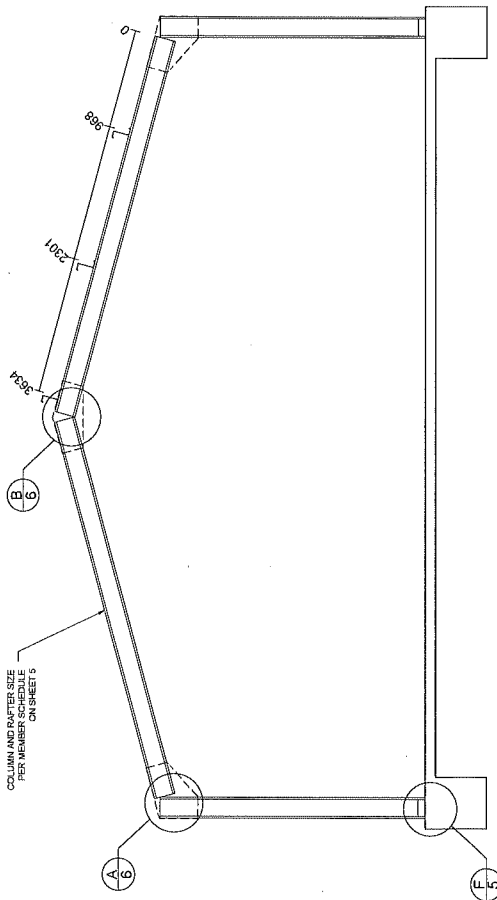
NORTHERN CONSULTING ENGINEERS
Civil & Structural Engineers
90 Park Street
Curtin, QLD 4812
Phone: 07 4725 8850
Fax: 07 4725 8851
Email: design@nceng.com.au
ABN: 34 1 008 173 515

Registered Chartered Professional Engineer
Registered Professional Engineer (Civil & Structural) QLD
Registered Consulting Engineer (Structural) N.T.
Registered Professional Engineer (Civil) TAS

Mr Timothy Roy Messer BE MIEAust RPEQ
Signature: *T. Messer*
Date: 4/4/2022

Registered on the NPER in the areas of practice of Civil & Structural National Professional Engineers Register

The design and detail shown on these drawings are applicable to this project only and may not be reproduced in whole or any part or be used for any other purpose without the written permission of FBHS (Aust) Pty Limited (FBHS) with whom copyright resides. The local distributor or franchisee you are dealing with is an authorised independent distributor or franchisee of FBHS' products and they enter into agreements with their customers on their own behalf and not as an agent for FBHS.



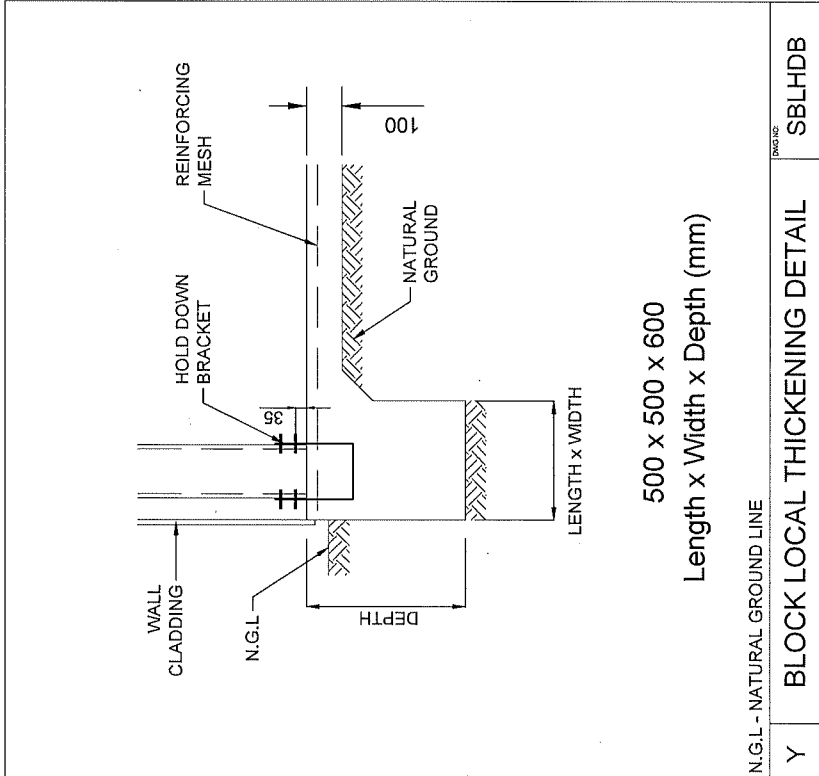
1 INTERNAL FRAME SECTION
3 SCALE: 1:50

Refer to Sheet #4 for concrete specification.

STEEL BUILDING BY FAIR DINKUM BUILDS AVON VALLEY (CONTACT) 08 9622 5335	FOR	AT
	DRAWN FDB	CHECKED TM
DATE 4/4/2022	JOB NO. AVON100020	SHEET 3 OF 08
NORTHERN CONSULTING engineers Civil & Structural Engineers 30 Purnell Street Canungrah, Qld 4612 Ph: 07 4723 5650 Fax: 07 4723 5650 Email: des@northernconsulting.com.au ABN 941 006 173 951		
Mr Timothy Roy Messer BE MIEAust RPEQ Signature: Date: 4/4/2022 Registered on the NPBR in the areas of practice of Civil & Structural National Professional Engineers Register		

The design and detail shown on these drawings are applicable to this project only and may not be reproduced in whole or any part or be used for any other purpose without the written permission of FBHS (Aust) Pty Limited (FBHS), with whom copyright resides. The local distributor or franchisee you are dealing with is an authorised independent distributor or franchisee of FBHS' products and they enter into agreements with their customers, STRUCTURAL GENERAL NOTES.

- CONCRETE CLASS:**
 - CONCRETE CLASS: 20/25 (NATIONAL CONSTRUCTION CODE (NCC) 1, PART 3, DIVISION 1, TABLE 1.1.1 - ALL STRUCTURES, EXCEPT WHERE SPECIFIED AS OTHERWISE)
 - CONCRETE CLASS: 20/25 (NATIONAL CONSTRUCTION CODE (NCC) 1, PART 3, DIVISION 1, TABLE 1.1.1 - ALL STRUCTURES, EXCEPT WHERE SPECIFIED AS OTHERWISE)
 - CONCRETE CLASS: 20/25 (NATIONAL CONSTRUCTION CODE (NCC) 1, PART 3, DIVISION 1, TABLE 1.1.1 - ALL STRUCTURES, EXCEPT WHERE SPECIFIED AS OTHERWISE)
 - CONCRETE CLASS: 20/25 (NATIONAL CONSTRUCTION CODE (NCC) 1, PART 3, DIVISION 1, TABLE 1.1.1 - ALL STRUCTURES, EXCEPT WHERE SPECIFIED AS OTHERWISE)
- FOUNDATION:**
 - FOUNDATION: 20/25 (NATIONAL CONSTRUCTION CODE (NCC) 1, PART 3, DIVISION 1, TABLE 1.1.1 - ALL STRUCTURES, EXCEPT WHERE SPECIFIED AS OTHERWISE)
 - FOUNDATION: 20/25 (NATIONAL CONSTRUCTION CODE (NCC) 1, PART 3, DIVISION 1, TABLE 1.1.1 - ALL STRUCTURES, EXCEPT WHERE SPECIFIED AS OTHERWISE)
 - FOUNDATION: 20/25 (NATIONAL CONSTRUCTION CODE (NCC) 1, PART 3, DIVISION 1, TABLE 1.1.1 - ALL STRUCTURES, EXCEPT WHERE SPECIFIED AS OTHERWISE)
 - FOUNDATION: 20/25 (NATIONAL CONSTRUCTION CODE (NCC) 1, PART 3, DIVISION 1, TABLE 1.1.1 - ALL STRUCTURES, EXCEPT WHERE SPECIFIED AS OTHERWISE)
- CONCRETE REINFORCEMENT:**
 - CONCRETE REINFORCEMENT: 20/25 (NATIONAL CONSTRUCTION CODE (NCC) 1, PART 3, DIVISION 1, TABLE 1.1.1 - ALL STRUCTURES, EXCEPT WHERE SPECIFIED AS OTHERWISE)
 - CONCRETE REINFORCEMENT: 20/25 (NATIONAL CONSTRUCTION CODE (NCC) 1, PART 3, DIVISION 1, TABLE 1.1.1 - ALL STRUCTURES, EXCEPT WHERE SPECIFIED AS OTHERWISE)
 - CONCRETE REINFORCEMENT: 20/25 (NATIONAL CONSTRUCTION CODE (NCC) 1, PART 3, DIVISION 1, TABLE 1.1.1 - ALL STRUCTURES, EXCEPT WHERE SPECIFIED AS OTHERWISE)
 - CONCRETE REINFORCEMENT: 20/25 (NATIONAL CONSTRUCTION CODE (NCC) 1, PART 3, DIVISION 1, TABLE 1.1.1 - ALL STRUCTURES, EXCEPT WHERE SPECIFIED AS OTHERWISE)
- CONCRETE PROTECTION:**
 - CONCRETE PROTECTION: 20/25 (NATIONAL CONSTRUCTION CODE (NCC) 1, PART 3, DIVISION 1, TABLE 1.1.1 - ALL STRUCTURES, EXCEPT WHERE SPECIFIED AS OTHERWISE)
 - CONCRETE PROTECTION: 20/25 (NATIONAL CONSTRUCTION CODE (NCC) 1, PART 3, DIVISION 1, TABLE 1.1.1 - ALL STRUCTURES, EXCEPT WHERE SPECIFIED AS OTHERWISE)
 - CONCRETE PROTECTION: 20/25 (NATIONAL CONSTRUCTION CODE (NCC) 1, PART 3, DIVISION 1, TABLE 1.1.1 - ALL STRUCTURES, EXCEPT WHERE SPECIFIED AS OTHERWISE)
 - CONCRETE PROTECTION: 20/25 (NATIONAL CONSTRUCTION CODE (NCC) 1, PART 3, DIVISION 1, TABLE 1.1.1 - ALL STRUCTURES, EXCEPT WHERE SPECIFIED AS OTHERWISE)
- CONCRETE CURING:**
 - CONCRETE CURING: 20/25 (NATIONAL CONSTRUCTION CODE (NCC) 1, PART 3, DIVISION 1, TABLE 1.1.1 - ALL STRUCTURES, EXCEPT WHERE SPECIFIED AS OTHERWISE)
 - CONCRETE CURING: 20/25 (NATIONAL CONSTRUCTION CODE (NCC) 1, PART 3, DIVISION 1, TABLE 1.1.1 - ALL STRUCTURES, EXCEPT WHERE SPECIFIED AS OTHERWISE)
 - CONCRETE CURING: 20/25 (NATIONAL CONSTRUCTION CODE (NCC) 1, PART 3, DIVISION 1, TABLE 1.1.1 - ALL STRUCTURES, EXCEPT WHERE SPECIFIED AS OTHERWISE)
 - CONCRETE CURING: 20/25 (NATIONAL CONSTRUCTION CODE (NCC) 1, PART 3, DIVISION 1, TABLE 1.1.1 - ALL STRUCTURES, EXCEPT WHERE SPECIFIED AS OTHERWISE)
- CONCRETE FINISHES:**
 - CONCRETE FINISHES: 20/25 (NATIONAL CONSTRUCTION CODE (NCC) 1, PART 3, DIVISION 1, TABLE 1.1.1 - ALL STRUCTURES, EXCEPT WHERE SPECIFIED AS OTHERWISE)
 - CONCRETE FINISHES: 20/25 (NATIONAL CONSTRUCTION CODE (NCC) 1, PART 3, DIVISION 1, TABLE 1.1.1 - ALL STRUCTURES, EXCEPT WHERE SPECIFIED AS OTHERWISE)
 - CONCRETE FINISHES: 20/25 (NATIONAL CONSTRUCTION CODE (NCC) 1, PART 3, DIVISION 1, TABLE 1.1.1 - ALL STRUCTURES, EXCEPT WHERE SPECIFIED AS OTHERWISE)
 - CONCRETE FINISHES: 20/25 (NATIONAL CONSTRUCTION CODE (NCC) 1, PART 3, DIVISION 1, TABLE 1.1.1 - ALL STRUCTURES, EXCEPT WHERE SPECIFIED AS OTHERWISE)
- CONCRETE JOINTS:**
 - CONCRETE JOINTS: 20/25 (NATIONAL CONSTRUCTION CODE (NCC) 1, PART 3, DIVISION 1, TABLE 1.1.1 - ALL STRUCTURES, EXCEPT WHERE SPECIFIED AS OTHERWISE)
 - CONCRETE JOINTS: 20/25 (NATIONAL CONSTRUCTION CODE (NCC) 1, PART 3, DIVISION 1, TABLE 1.1.1 - ALL STRUCTURES, EXCEPT WHERE SPECIFIED AS OTHERWISE)
 - CONCRETE JOINTS: 20/25 (NATIONAL CONSTRUCTION CODE (NCC) 1, PART 3, DIVISION 1, TABLE 1.1.1 - ALL STRUCTURES, EXCEPT WHERE SPECIFIED AS OTHERWISE)
 - CONCRETE JOINTS: 20/25 (NATIONAL CONSTRUCTION CODE (NCC) 1, PART 3, DIVISION 1, TABLE 1.1.1 - ALL STRUCTURES, EXCEPT WHERE SPECIFIED AS OTHERWISE)
- CONCRETE REPAIRS:**
 - CONCRETE REPAIRS: 20/25 (NATIONAL CONSTRUCTION CODE (NCC) 1, PART 3, DIVISION 1, TABLE 1.1.1 - ALL STRUCTURES, EXCEPT WHERE SPECIFIED AS OTHERWISE)
 - CONCRETE REPAIRS: 20/25 (NATIONAL CONSTRUCTION CODE (NCC) 1, PART 3, DIVISION 1, TABLE 1.1.1 - ALL STRUCTURES, EXCEPT WHERE SPECIFIED AS OTHERWISE)
 - CONCRETE REPAIRS: 20/25 (NATIONAL CONSTRUCTION CODE (NCC) 1, PART 3, DIVISION 1, TABLE 1.1.1 - ALL STRUCTURES, EXCEPT WHERE SPECIFIED AS OTHERWISE)
 - CONCRETE REPAIRS: 20/25 (NATIONAL CONSTRUCTION CODE (NCC) 1, PART 3, DIVISION 1, TABLE 1.1.1 - ALL STRUCTURES, EXCEPT WHERE SPECIFIED AS OTHERWISE)
- CONCRETE PROTECTION:**
 - CONCRETE PROTECTION: 20/25 (NATIONAL CONSTRUCTION CODE (NCC) 1, PART 3, DIVISION 1, TABLE 1.1.1 - ALL STRUCTURES, EXCEPT WHERE SPECIFIED AS OTHERWISE)
 - CONCRETE PROTECTION: 20/25 (NATIONAL CONSTRUCTION CODE (NCC) 1, PART 3, DIVISION 1, TABLE 1.1.1 - ALL STRUCTURES, EXCEPT WHERE SPECIFIED AS OTHERWISE)
 - CONCRETE PROTECTION: 20/25 (NATIONAL CONSTRUCTION CODE (NCC) 1, PART 3, DIVISION 1, TABLE 1.1.1 - ALL STRUCTURES, EXCEPT WHERE SPECIFIED AS OTHERWISE)
 - CONCRETE PROTECTION: 20/25 (NATIONAL CONSTRUCTION CODE (NCC) 1, PART 3, DIVISION 1, TABLE 1.1.1 - ALL STRUCTURES, EXCEPT WHERE SPECIFIED AS OTHERWISE)



N.G.L. - NATURAL GROUND LINE

Y

BLOCK LOCAL THICKENING DETAIL

SBLHDB

STEEL BUILDING BY (CONTACT)

FOR

AT

DRAWN FDB

CHECKED TM

DATE 4/4/2022

JOB NO. AVON100020

SHEET 4 OF 8

FAIR DINKUM BUILDS AVON VALLEY

08 9622 5535

JODIE SCHELL

859 OAK PARK ROAD

WALYORMOURING

PROJECT DESIGN CRITERIA	
ROOF LIVE LOAD:	0.25 kPa
BASIC WIND SPEED:	VR 45 m/s
SITE WIND SPEED:	VsIB 40.9 m/s
WIND REGION:	Reg A
TOPOGRAPHY FACTOR:	Mt: 1
SHIELDING FACTOR:	Ms: 1
MAX GROUND SNOW LOAD:	N/A
MAX ROOF SNOW LOAD:	N/A
SITE ALTITUDE:	N/A
TERRAIN CATEGORY:	Tca 2.01
SOIL SAFE BEARING CAPACITY:	100 kPa
RETURN PERIOD:	1500
LIMITING CPI:	1 - 0.65
LIMITING CPI 2:	0.7
IMPORTANCE LEVEL:	2

DETAIL KEYS	
DK1	ROOF WALL VERTICAL MULLION (SEE DETAIL C/5 FOR TOP CORN. AND 7/5 FOR BASE CORN.)
DK2	EYEBRACING PER DETAIL L/5
DK3	X-BRACING IN ROOF ABOVE (SEE DETAIL M/5)
DK4	DOUBLE X-BRACING IN ROOF ABOVE (SEE DETAIL M/5)

SCHEDULE OF OPENINGS			
DOOR	OPENING SIZE (W x H)	OPENING TYPE	HEADER / OPENING JAMB / RATED
1	2700 x 2200	SINGLE	SHD2700/2200 NO
2	2700 x 2200	SINGLE	SHD2700/2200 NO
3	600 x 2040	INTERNAL PASSAGE	NO SILL/LIN
4	1510 x 700	WINDOW	SINGLE

NOTE 1: SEE SHEET 1 FOR DOOR OPENING FINISHES INFORMATION AND FOR FINISHES INFORMATION FOR THE DOOR FRAMEWORK. SEE NOT TO BE USED.

*HOLLOW DOOR OPENING WIDTH DEPENDENT ON FINAL BUILD LOCALS.

Mr Timothy Roy Messer BE MIEAust RPEQ

Signature

Date 4/4/2022

Registered on the NPER in the areas of practice of Civil & Structural National Professional Engineers Register.

Civil & Structural Engineers

50 Punari Street

Curragong, Qld 4812

Fax: 07 4725 5650

ASBN 341 108 173 50

Email: design@nper.com.au

Registered Professional Engineer (Civil & Structural) Qld

Reg. No. 1187245

Reg. No. 1187245

Reg. No. 1187245

Reg. No. 1187245

fair dinkum builds

SHED SAFE

SHED SAFE

The design and detail shown on these drawings are applicable to this project only and may not be reproduced in whole or any part or be used for any other purpose without the written permission of FBHS (Aust) Pty Limited (FBHS) with whom copyright resides. The local distributor or franchisee you are dealing with is an authorised independent distributor or franchisee of FBHS' products and they enter into agreements with their customers on their own behalf and not as an agent for FBHS.

MEMBER AND MATERIAL SCHEDULE

1	END WALL RAFTER	Single C200x15
2	L.S. FRAME RAFTER	Single C200x15
3	END FRAME COLUMN (C2)	Single C200x15
4	END FRAME FULLY OPEN COLUMN (C1)	Single C200x15
5	END FRAME FULLY OPEN CHN COLUMN (CT)	Single C200x15
6	L.S. FRAME COLUMN (C1)	Single C200x15
7	MULLION (C2)	Single C150x18
8	END ANCHOR BRACKETS (IF PER DETS.)	HOLD DOWN BRKTS 200 X 50 X 400 DEEP GAL FLAT
9	MAIN SNG ANCHOR BRACKETS (IF PER DETS.)	HOLD DOWN BRACKETS 200 X 50 X 5 GAL FLAT
10	MULLION ANCHOR BOLTS (IF PER DETS.)	Screw Anchor 12mm x 100 Galv
11	EAVE PURIN	C150x18
12	TYPE 'ROOF' PURLIN SIZE	240x12
13	MAIN BLDG. PURLIN SPACING	1,326 m. (3 rows) (Max Allow. 1,500m)
14	TYPE 'SIDEWALL' GIRT SIZE	240x12 (1 row of 240x12)
15	MAIN BLDG. SIDEWALL GIRT SPACING	1,326 m. (2 rows) (Max Allow. 1,789m)
16	SIDEWALL GIRT BRACING	Tensat 4x4-D.75
17	TYPE ENDWALL GIRT SIZE	240x12
18	MAIN BLDG. ENDWALL GIRT SPACING	1,026 m. (3 rows) (Max Allow. 1,326m)
19	BOX DIAGON GIRT SPACING	1,026 m. (3 rows) (Max Allow. 1,326m)
20	MAIN BLDG. ENDWALL GIRT LENGTH	3.05 m. (3.3m Outclap)
21	FRAME SCREW FASTENERS	4.4x24x1.6m C/S (89/16 D/F 4th Chn)
22	FRAME SCREW FASTENERS	4.4x24x1.6m C/S (89/16 D/F 4th Chn)
23	PURLIN GIRT FASTENERS	Point Load M12x30 D/P
24	BRACING STRAP AND FASTENERS	2x7.12mm Strap with 3x1kg 1st Screw Each End
25	WALL COLOUR	SURFIMIST
26	ROOF COLOUR	SURFIMIST
27	ROLLER DOOR COLOUR	SURFIMIST
28	PA DOOR COLOUR	SURFIMIST
29	WINDOW COLOUR	SURFIMIST
30	ROOF VENT COLOUR	SURFIMIST
31	DOWNPIPE COLOUR	SURFIMIST
32	GUTTER COLOUR	SURFIMIST
33	CORNER FLASHING COLOUR	SURFIMIST
34	BARGE FLASHING COLOUR	SURFIMIST
35	OPENING FLASHING COLOUR	SURFIMIST
36	OPEN BAY HEADER HEIGHT	SURFIMIST
37		0.3

*"S." = CLASS "S" = LEFT "L" = LEFT "R." = RIGHT

PURLIN AND GIRT LENGTHS

BM	WIDTH	PURLIN LENGTH	GIRT LENGTH
1	4m	4.3 m. (0.3m Lap)	4.3 m. (0.3m Lap)
2	5m	5.4 m. (0.3m Lap)	5.4 m. (0.3m Lap)
3	6m	6.5 m. (0.3m Lap)	6.5 m. (0.3m Lap)
4	6m	6.5 m. (0.3m Lap)	6.5 m. (0.3m Lap)

Technical drawings showing structural details for various components:

- APEX BRACKET:** Shows a rafter supported by a mullion fixing bracket. Reference: MFA6.
- MULLION FIXING BRACKET:** Shows a mullion fixed to a column. Reference: MFA6.
- PURLIN CONNECTION:** Shows a purlin connected to a rafter. Reference: PCONB1.
- GIRT CONNECTION:** Shows a girt connected to a purlin. Reference: E.
- END WALL GIRT CONNECTION:** Shows a girt connected to an end wall. Reference: E.
- SIDE DOOR SUPPORT:** Shows a side door supported by a girt. Reference: DRS.
- WINDOW FRAME ATTACHMENT:** Shows a window frame attached to a wall. Reference: W.
- BRIDGING DETAIL:** Shows a bridging detail for a roof. Reference: N.

Mr Timothy Roy Messer BE MIEAust RPEQ

Signature: *[Signature]*

Date: 4/4/2022

Registered on the NPBR in the areas of practice of Civil & Structural National Professional Engineers Register

NORTHERN CONSULTING engineers

Civil & Structural Engineers
 50 Park Street
 CURRIERVILLE QLD 4812
 Phone: 07 4725 5850
 Fax: 07 4725 5850
 Email: design@nceng.com.au

ABN 341 008 173 556

Reg. No. 2552860
 Reg. No. 2986
 Reg. No. 11072525
 Reg. No. 11072525
 Reg. No. 11072525
 Reg. No. 11072525

fair dinkum builds

SHED SAFE

(CONTACT)

FAIR DINKUM BUILDS AVON VALLEY

08 9622 5835

JODIE SCHELL

859 OAK PARK ROAD
 WALYORMOURING

STEEL BUILDING BY: **FAIR DINKUM BUILDS AVON VALLEY**

FOR: **FDB**

AT: **TM**

DRAWN: **FDB**

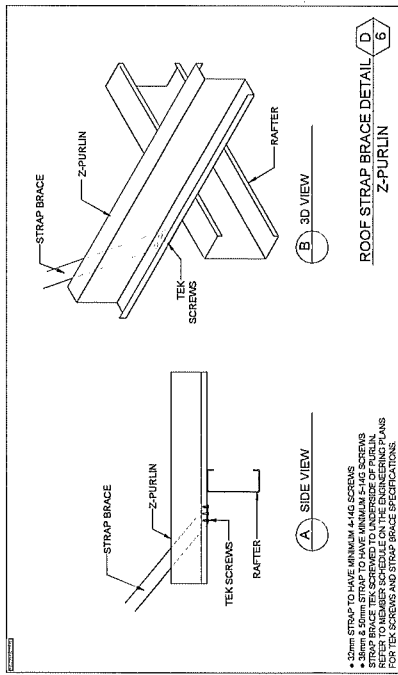
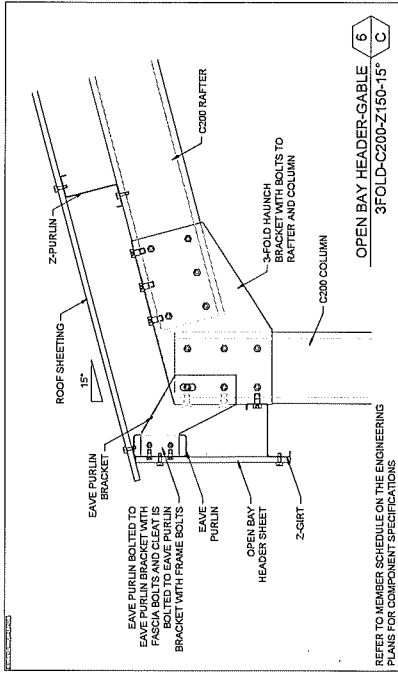
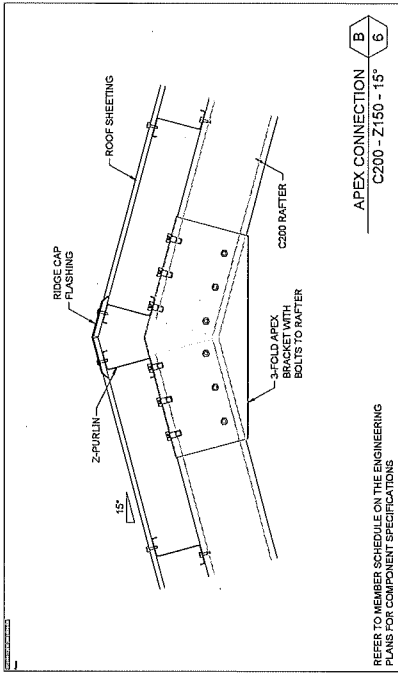
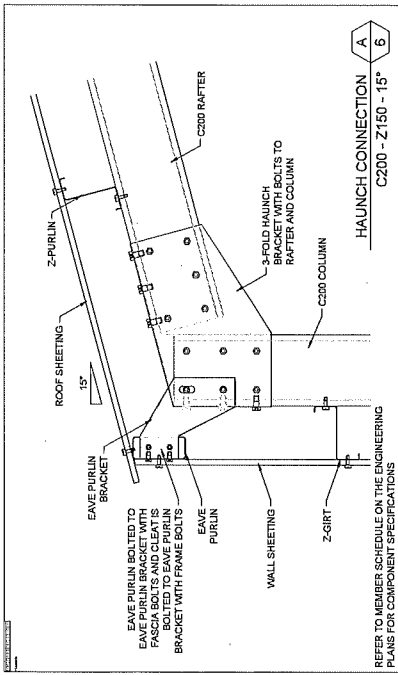
CHECKED: **TM**

DATE: 4/4/2022

JOB NO.: AVON100020

SHEET: **5** OF **8**

The design and detail shown on these drawings are applicable to this project only and may not be reproduced in whole or any part or be used for any other purpose without the written permission of FBHS (Aust) Pty Limited (FBHS) with whom copyright resides. The local distributor or franchisee you are dealing with is an authorised independent distributor or franchisee of FBHS' products and they enter into agreements with their customers on their own behalf and not as an agent for FBHS.



STEEL BUILDING BY (CONTACT) **FAIR DINKUM BUILDS AVON VALLEY**
 FOR 08 9622 5635
 AT **JODIE SCHELL**
 859 OAK PARK ROAD
 WALYORMOURING

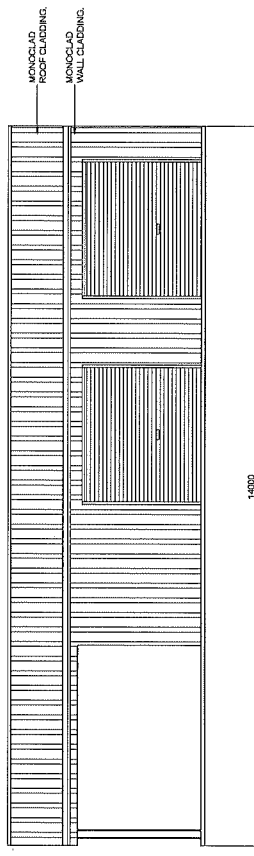


NORTHERN CONSULTING engineers
 Civil & Structural Engineers
 50 Punari Street
 Curragh, QLD 4812
 Fax: 07 4725 5850
 Email: design@nceng.com.au
 ABN 341 008 173 56


Registered Chartered Professional Engineer
 Registered Professional Engineer (Civil & Structural) QLD
 Registered Professional Engineer (Civil & Structural) N.T.
 Registered Engineer (Civil) VIC
 Registered Engineer - (Civil) TAS

Mr Timothy Roy Messer BE MIEAust RPEQ
 Signature *T. Messer*
 Date 4/4/2022
 Registered on the NPER in the areas of practice of Civil & Structural National Professional Engineers Register

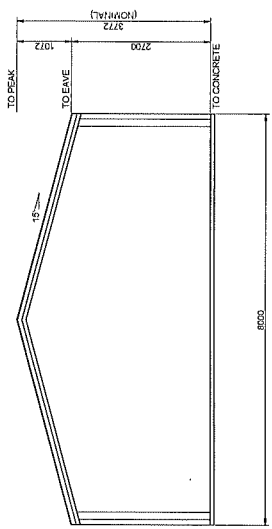
The design and detail shown on these drawings are applicable to this project only and may not be reproduced in whole or any part or be used for any other purpose without the written permission of FBHS (Aust) Pty Limited (FBHS) with whom copyright resides. The local distributor or franchisee you are dealing with is an authorised independent distributor or franchisee of FBHS products and they enter into agreements with their customers on their own behalf and not as an agent for FBHS.



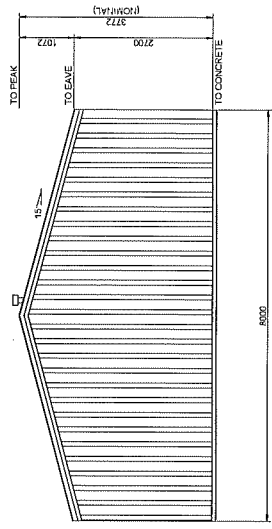
1 SIDEWALL EXTERIOR ELEVATION
SCALE: 1 = 100



2 SIDEWALL EXTERIOR ELEVATION
SCALE: 1 = 100



4 ENDWALL EXTERIOR ELEVATION
SCALE: 1 = 100



3 ENDWALL EXTERIOR ELEVATION
SCALE: 1 = 100

BUILDING COLOURS

WALL	SURFPAST
ROOF	SURFPAST
SCREEN DOOR	SURFPAST
SCREEN DOOR FRAME	SURFPAST
WINDOOR	SURFPAST
ROOF VENT	SURFPAST
DOWNPIPE	SURFPAST
DOWNPIPE FLASHING	SURFPAST
GARGE FLASHING	SURFPAST
OPENING FLASHING	SURFPAST

STEEL BUILDING BY
FAIR DINKUM BUILDS AVON VALLEY
(CONTACT)
JODIE SCHELL
859 OAK PARK ROAD
WALYORMOURING

FOR FDB
AT TM

DATE 4/4/2022
JOB NO. AVON100020
SHEET 7 OF 8

fair dinkum builds

NORTHERN CONSULTING engineers
Civil & Structural Engineers
50 Purani Street
Curralong, QLD 4812
Phone: 07 4725 5650
Fax: 07 4725 5650
Email: design@nceng.com.au

Registered Professional Engineer (Civil & Structural) QLD
Registered Professional Engineer (Civil & Structural) QLD
Registered Professional Engineer (Mechanical) N.T.
Registered Engineer (Civil) VIC
Registered Engineer - (Civil) TAS

Mr Timothy Roy Messer BE MIEAust RPEQ
Signature: *T. Messer*
Date: 4/4/2022
Registered on the NPER in the areas of practice of Civil & Structural National Professional Engineers Register

The design and detail shown on these drawings are applicable to this project only and may not be reproduced in whole or any part or be used for any other purpose without the written permission of FBHS (Aust) Pty Limited (FBHS) with whom copyright resides. The local distributor or franchisee you are dealing with is an authorised independent distributor or franchisee of FBHS products and they enter into agreements with their customers on their own behalf and not as an agent for FBHS.

GUIDE TO THE INSTALLATION OF TEMPORARY BRACING

(REFER TO INSTALLATION GUIDE MANUAL FOR THE TWO METHODS OF CONSTRUCTION)

NOTES:
 BRACING MATERIALS - THE SHED DERECTOR TO SUPPLY SPECIFIC BRACING.
 SUITABLE RIGID MEMBERS CAPABLE OF TENSION AND COMPRESSION OR OPPOSING CHAINS OR OPPOSING LOAD RATED RATCHET STRAPS TO BE USED. (RIGID BRACING AS SHOWN ON DIAGRAM) ROPE BRACING SUITABLE ONLY FOR SMALLER STRUCTURES IN IDEAL CONDITIONS.

BRACING LOCATION - TEMPORARY BRACING TO BE ERRECTED AS CLOSE TO 45 DEGREE ANGLE AND FIXED TO THE TOP OF THE COLUMN OR MULLION TO ACHIEVE THE OPTIMUM EFFECTIVENESS. IF THERE IS NOT ENOUGH SPACE FOR A 45 DEGREE ANGLE, THEN 20 DEGREE ANGLE IS TO BE THE MINIMUM ANGLE ALLOWED (REFER TO DIAGRAM). RIGID TEMPORARY BRACING MEMBER TO BE BOLTED TO HEAVY ANGLE PEGS HAMMERED INTO THE GROUND OR TO A BRACKET, MASONRY ANCHORED TO THE SLAB.

BRACING REMOVAL - TEMPORARY BRACING TO REMAIN IN PLACE UNTIL CLADDING IS FULLY INSTALLED WHERE POSSIBLE. IN NO CASE SHOULD TEMPORARY BRACING BE REMOVED UNTIL ALL PURLINS, GIRTS (AND PERMANENT CROSS BRACING WHERE USED) ARE FIXED.

SITE SAFETY - DUE CONSIDERATION TO BE GIVEN TO SITE SAFETY IN REGARD TO LOCATIONS OF BRACING AND PEGS.

GUIDE APPLICATION - TEMPORARY BRACING AS DESCRIBED IS A MINIMUM REQUIREMENT FOR AN AVERAGE, STANDARD SITE CONDITION. PROVIDE ADDITIONAL BRACING FOR MORE SEVERE AND/OR HIGH EXPOSURE SITE CONDITIONS. ADDITIONAL BRACING TO BE USED AS AND WHERE NECESSARY TO ENSURE THAT ENTIRE FRAME IS RIGID THROUGHOUT CONSTRUCTION.

RESPONSIBILITY FOR ENSURING STABILITY OF STRUCTURE REMAINS WITH THE BUILDER.

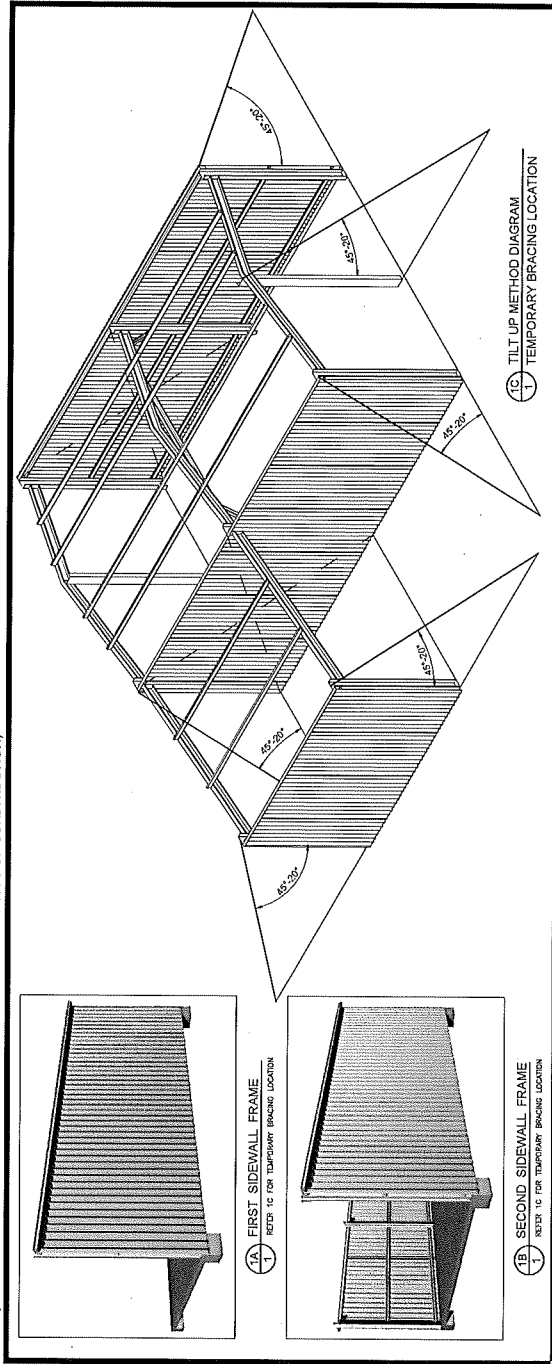
TILT UP METHOD

FOR STRUCTURES UNDER 9M SPAN, LESS THAN 3M HIGH AND LESS THAN 12M LONG

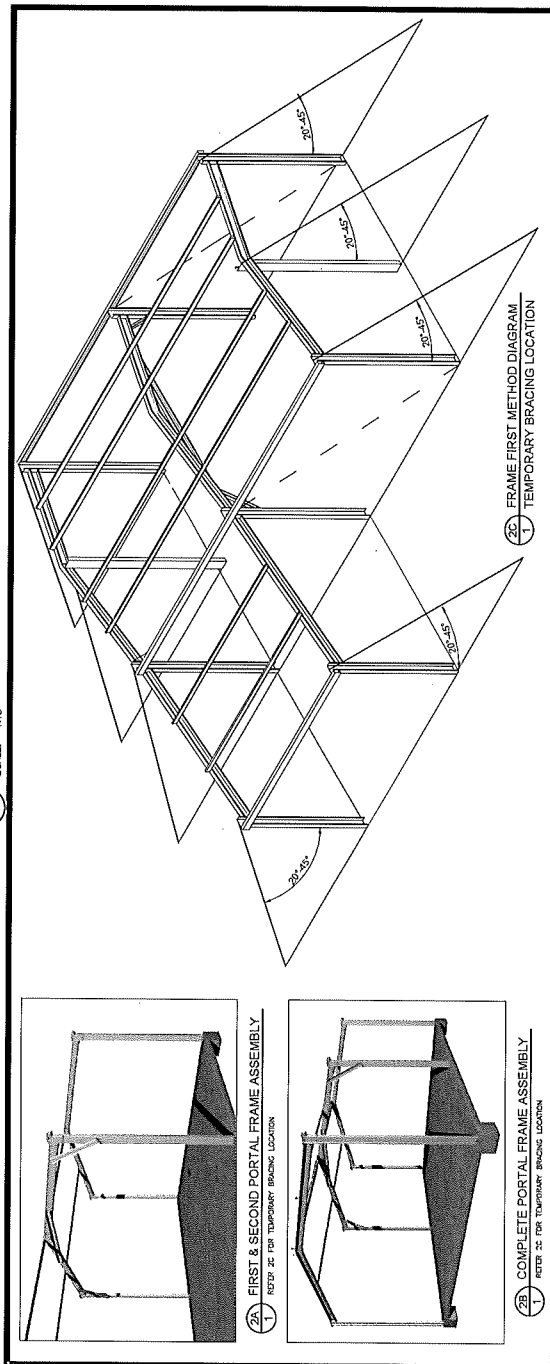
- ASSEMBLE THE FIRST SIDEWALL FRAME (COMPLETE WITH WALL SHEETING, BRACING AND GUTTER) ON THE GROUND AND LIFT ASSEMBLED SIDEWALL FRAME INTO POSITION. FIX OFF TEMPORARY SIDE BRACING TO EACH END (REFER TO DIAGRAM). FIX BASE CLEATS.
- ASSEMBLE THE SECOND SIDEWALL FRAME AS PER FIRST SIDEWALL FRAME. LIFT INTO POSITION. FIX OFF TEMPORARY WALL BRACING TO EACH END (REFER TO DIAGRAM) FIX BASE CLEATS.
- FIX GABLE END RAFTERS TO COLUMNS TO THE WALLS. PROP APEX UNTIL ENDWALL MULLION AND APEX TEMPORARY BRACE ARE FIXED OFF. IF NO MULLION IS REQUIRED THEN PROP AND BRACE APEX UNTIL CLADDING IS COMPLETE.
- INSTALL REMAINING RAFTERS. AS EACH RAFTER PAIR IS INSTALLED, AT LEAST ONE PURLIN PER 3M OF RAFTER LENGTH IS TO BE INSTALLED TO SECURE RAFTERS.
- INSTALL REMAINING PURLINS
- INSTALL KNEE AND APEX BRACES IF AND WHERE APPLICABLE.
- REPEAT FOR LEANTOS.

FRAME FIRST METHOD
 FOR STRUCTURES OVER 9M SPAN, GREATER THAN 3M HIGH AND GREATER THAN 12M LONG

- ASSEMBLE PORTAL FRAMES ON THE GROUND (WITH KNEE AND APEX BRACES IF AND WHERE APPLICABLE). LIFT THE FIRST PORTAL FRAME ASSEMBLY INTO POSITION. FIX OFF TEMPORARY END BRACING (REFER TO DIAGRAM). FIX BASE CLEATS.
- PROP APEX UNTIL ENDWALL MULLION AND APEX TEMPORARY BRACE ARE FIXED OFF. IF NO MULLION IS REQUIRED THEN PROP AND BRACE APEX UNTIL CLADDING IS COMPLETE.
- THE SECOND PORTAL FRAME ASSEMBLY TO BE LIFTED INTO POSITION. FIX LEAVE PURLINS AND AT LEAST ONE PURLIN PER 3M OF RAFTER TO SECURE FRAME ASSEMBLY. FIX BASE CLEATS. FIX TEMPORARY SIDEWALL BRACING.
- ST AND REMAINING PORTAL FRAME ASSEMBLY AS PER STEP C. FIXING TEMPORARY SIDE WALL BRACING TO EVERY SECOND BAY. BRACE OTHER END PORTAL FRAME AS PER FIRST PORTAL FRAME.
- INSTALL REMAINING PURLINS AND GIRTS.
- REPEAT FOR LEANTOS.



1 TILT UP METHOD DIAGRAM
SCALE: NTS



2 FRAME FIRST METHOD DIAGRAM
SCALE: NTS

	SHEET 08 OF 08	JOB NO. AVON100020	DATE 4/4/2022	CHECKED TM	DRAWN FDB	STEEL BUILDING BY FOR AT
	(CONTACT) FAIR DINKUM BUILDS AVON VALLEY 08 9622 5535 JODIE SCHELL 859 OAK PARK ROAD WALYORMOURING					

	Mr Timothy Roy Messer BE MIEAust RPEQ Signature Date 4/4/2022 Registered in the NPBR in the areas of practice of Civil & Structural National Professional Engineers Register
Civil & Structural Engineers 50 Purani Street Carrington Qld 4812 Fax: 07 4725 5850 Email: design@ncera.com.au ABN 341 008 173 556	Reg. No. 225988 Reg. No. 9986 Reg. No. 1667025 Reg. No. 1667025 Registered Engineer - Civil Registered Engineer - Structural N.T. Registered Engineer - Civil T.A.S.



859 oak park road goomalling X

Show search results for 859 oak park ...



116.88155351 -31.19969843 Degrees

App State
Click to restore the map extent and layers
visibility where you left off.



9.7 APPLICATION OF COMMON SEAL – GRANT RIGHT OF BURIAL NO. 132

File Reference	10.06
Disclosure of Interest	Nil
Applicant	Stewart Cleggett
Previous Item Numbers	Nil
Date	14 April 2022
Author	Karen Mannaerts - Executive Assistant
Authorising Officer	Peter Bentley – Chief Executive Officer
Attachments	Nil

Summary

The purpose of the report is to endorse affixation of the Shire of Goomalling Common Seal to the Schedule “B” Form of Grant of Right of Burial No. 132 for Mr Stewart Cleggett to validate the grant.

Background

Application was received from Stewart Cleggett for the Grant of Right of Burial for Plot No. 57 in the Niche Wall of the Goomalling Cemetery. The applicable fee of \$230 for a single site, was received on 23 March 2022, receipt number 85983.

Consultation

Nil

Statutory Environment

Local Government Act 1995
Cemeteries Act 1986

Policy Implications

4.19 Common Seal

Objective:

To satisfy the legal requirements regarding the validation of documents and contracts, resulting from amendments to the *Local Government Act 1995*.

Procedure:

1. The Shire President and Chief Executive Officer are authorised to sign and/or affix the common seal to the following documents, where such documents result from the following transactions:
 - 1.1 Where land is disposed of pursuant to s. 3.58 of the Local Government Act 1995 9as amended).
 - 1.2 Where land is acquired pursuant to s. 3.55 and s. 3.59 of the Local Government Act 1995 (as amended).
 - 1.3 In respect of leases of land and licence to occupy municipal property where approved by Council.
 - 1.4 In respect of leases for the purchase of plant and equipment approved by Council.
 - 1.5 In respect of borrowings approved by Council.
 - 1.6 In respect of easements and legal agreements over land for the purpose of drainage or conditions arising from subdivision of land and planning approvals.
 - 1.7 In respect of withdrawal of caveats and surrender of easements where the Chief Executive Officer considers that Council’s interests have been satisfied.
 - 1.8 In respect of contracts of employment approved by Council.
 - 1.9 In respect of documents of a ceremonial nature, where the affixing of the common seal is for prosperity and not a legal requirement.



- 1.10 In respect of agreements required for funding of Council works and services considered with the resolution of Council or requiring renewal of the agreement for funding currently provided.
 - 1.11 In respect of the adoption of local laws.
 - 1.12 Any document stating that the common seal of the Shire is to be affixed.
2. In relation to 1. above, in the absence of the Shire President and/or Chief Executive Officer, as the case may be, the Deputy Shire President and the Acting Chief Executive Officer are authorised to affix the common seal.
3. The procedure to be adopted for the use of the common seal is as follows:
 - 3.1 The Chief Executive Officer is responsible for the security and proper use of the common seal.
 - 3.2 The common seal is not to be affixed to any documents except as authorised by Council.
 - 3.3 The common seal is to be affixed to a document in the presence of:
 - The Shire President, or in his absence, the Deputy Shire President; and
 - The Chief Executive Officer or Acting Chief Executive Officer;
 Each of whom is to sign the document to attest that the common seal was so affixed.
 - 3.4 Details of all transactions where the common seal has been affixed must be recorded in a register kept by the Chief Executive Officer.
The register is to record:
 - The date on which the common seal was affixed;
 - The nature of the document; and
 - The parties to any agreement to which the common seal was affixed.
4. The wording to accompany the application of the common seal to be as follows:
 - 4.1 "The common seal of the Shire of Goomalling was hereto affixed by the Authority of Council.;" or
 - 4.2 "The common seal of the Shire of Goomalling was affixed by authority of a resolution of Council in the presence of the Shire President and the Chief Executive Officer."
5. Authority is provided to the Chief Executive Officer or the person acting in the position of Chief Executive Officer to sign documents that do not require the affixing of the common seal.

Financial Implications

There are no specific financial implications relating to this matter

Strategic Implications

Shire of Goomalling Community Strategic Plan 2019-2028	
1.2.6	Provide to the community quality regulatory services

Comment/Conclusion

The Common Seal is to be affixed to validate the Grant No 132 for Mr Stewart Cleggett.

Voting Requirements

Simple Majority

OFFICER'S RECOMMENDATION

That the Council:

Endorse affixation of the Shire of Goomalling Common Seal to the Schedule "B" Form of Grant of Right of Burial No 132 for Mr Stewart Cleggett to validate the grant.



10. ELECTED MEMBERS MOTION OF WHICH PREVIOUS NOTICE HAS BEEN GIVEN

Nil

11. NEW BUSINESS OF AN URGENT NATURE AGREED TO BY RESOLUTION OF COUNCIL

12. MATTERS BEHIND CLOSED DOORS

The meeting be closed to the public in accordance with section 5.23 Local Government Act 1995, 5.5.23(2))

- Matters affecting employee(s)
- Personal affairs of any person(s), including financial and/or commercial contracts
- Commercial Confidentiality
- Legal advice/matters
- Public safety/security matters where public knowledge may be prejudicial.



13. INFORMATION BULLETIN

13.1 INWARDS CORRESPONDENCE LISTING

Karen Mannaerts – Executive Assistant

Date Received	From	Description	File Number	Distribution
11/3/2022	WALGA	Local Government News Issue 9	4.13	Email 15/3/2022
17/3/2022	WALGA	Goomalling Crime Stats February 2022	4.15	Email 18/3/2022
18/3/2022	WALGA	Local Government News Issue 10	4.13	Email 18/3/2022
25/3/2022	WALGA	Local Government News Issue 11	4.13	Email 25/3/2022
25/3/2022	WALGA	WasteNews Issue 5	4.13	Email 25/3/2022
25/3/2022	ALGA	National General Assembly of LG	4.13	Email 25/3/2022
30/3/2022	WALGA	Media Release - Frontline solutions for Australia's economic recovery	4.13	Email 8/4/2022
4/4/2022	ICLEI Oceania	Mayoral Roundtable with Chris Bowen MP	4.3	Email 5/4/2022
11/4/2022	Rodney Sheen	Thank you	4.1	Email 14/4/2022



13.2 ACTION LIST
 Peter Bentley

Item No	Action required	Status		Comments
		In prog	complete	
20	1. Review the attached draft Fitness for Work Policy; 2. Provide the policy to all staff for comment and review; 3. Should there be no objections from the staff implement and adopt the policy.	✓		To be included in Policy Manual Review in 2020
32	<ul style="list-style-type: none"> • Give Mr Reiger a further 60 days to comply with the Demolition Order; and • If not completed within this timeframe, then Council will carry out the demolition of the house that has been subject to previous orders of Council, in accordance to <i>Section 140 of the Health (Miscellaneous Provisions) Act 1911</i> and recover the cost from the owners. 	✓		
34	<ul style="list-style-type: none"> • Give Mr Reiger a further 60 days to comply with the Clean Up Order; and • If not completed within this timeframe, then Council will carry out the Clean-up of Lot 239 that has been subject to previous orders of Council, in accordance to <i>Section 140 of the Health (Miscellaneous Provisions) Act 1911</i> and recover the cost from the owners. 	✓		

13.3 CEO'S REPORT
 Peter Bentley

To be presented verbally



13.4 WORKS MANAGER'S REPORT
 David Long

WORKS CREW REPORT – MARCH 2022

DATE	WORK DESCRIPTION
1	Rubbish run/Refuse site maintenance/Railway Tce public toilets + Konnongorring Hall Toilets-clean-sanitise /Calingiri - Gravel overlaying cement stabilised sub base, 150 mm deep for base course pavement - SLK 15.30 to 20.20./Town Lanes - repair washouts with gravel and aggregate.
2	Calingiri - Gravel overlaying cement stabilised sub base, 150 mm deep for base course pavement - SLK 15.30 to 20.20.
3	Calingiri - Gravel overlaying cement stabilised sub base, 150 mm deep for base course pavement - SLK 15.30 to 20.20./Netball courts - Install dugouts and secure/Hockey - shift goals from depot to oval/Jennacubbine Hall - clean and restock for hire event/Bejoording rd. - Inspect bitumen seal; while clay trucks carting.
4	Rubbish run/Refuse site maintenance/Railway Tce public toilets + Konnongorring Hall Toilets-clean-sanitise /Calingiri - Gravel overlaying cement stabilised sub base, 150 mm deep for base course pavement - SLK 15.30 to 20.20./Anderson - Install signs and guide posts where required.
5	WEEKEND
6	WEEKEND
7	PUBLIC HOLIDAY-Calingiri - Gravel overlaying cement stabilised sub base, 150 mm deep for base course pavement - SLK 15.30 to 20.20
8	Rubbish run/Refuse site maintenance/Railway Tce public toilets + Konnongorring Hall Toilets-clean-sanitise /Calingiri - Gravel overlaying cement stabilised sub base, 150 mm deep for base course pavement - SLK 15.30 to 20.20
9	Calingiri - Gravel overlaying cement stabilised sub base, 150 mm deep for base course pavement - SLK 15.30 to 20.20./Whitfield rd. - Inspect and replace, repair signs and guidepost where required.
10	Calingiri - Gravel overlaying cement stabilised sub base, 150 mm deep for base course pavement - SLK 15.30 to 20.20./Yarromony Rd - Inspect signs and guideposts and replace, repair where required.
11	Rubbish run/Refuse site maintenance/Railway Tce public toilets + Konnongorring Hall Toilets-clean-sanitise /Calingiri - Gravel overlaying cement stabilised sub base, 150 mm deep for base course pavement - SLK 15.30 to 20.20./Unsealed road network - sign inspection and remove unused school bus stop signs.
12	WEEKEND/Calingiri - Gravel overlaying cement stabilised sub base, 150 mm deep for base course pavement - SLK 15.30 to 20.20.
13	WEEKEND
14	Rubbish run/Refuse site maintenance/Railway Tce public toilets + Konnongorring Hall Toilets-clean-sanitise /Calingiri - Gravel overlaying cement stabilised sub base, 150 mm deep for base course pavement - SLK 15.30 to 20.20./Unsealed road network - sign inspection, repair and replace signs, guide posts and remove unused school bus stop signs.
15	Calingiri - Gravel overlaying cement stabilised sub base, 150 mm deep for base course pavement - SLK 15.30 to 20.20./Unsealed road network - sign inspection, repair and replace signs, guide posts and remove signs.
16	Rubbish run/Refuse site maintenance/Railway Tce public toilets + Konnongorring Hall Toilets-clean-sanitise /Calingiri - Gravel overlaying cement stabilised sub base, 150 mm deep for base course pavement - SLK 15.30 to 20.20./Unsealed road network - sign inspection, repair and replace signs, guide posts and remove unused school bus stop signs.

SHIRE OF GOOMALLING

AGENDA FOR ORDINARY MEETING OF COUNCIL
WEDNESDAY 20 APRIL 2022



17	Calingiri - Gravel overlaying cement stabilised sub base, 150 mm deep for base course pavement - SLK 15.30 to 20.20./Bridges - Inspect all bridges for maintenance works.
18	Rubbish run/Refuse site maintenance/Railway Tce public toilets + Konnongorring Hall Toilets-clean-sanitise /Calingiri - Gravel overlaying cement stabilised sub base, 150 mm deep for base course pavement - SLK 15.30 to 20.20./Bejoording rd. - Water down bitumen to cool and prevent further flushing of seal with clay truck carting /Town site - various deliveries from works request forms
19	WEEKEND
20	WEEKEND
21	Rubbish run/Refuse site maintenance/Railway Tce public toilets + Konnongorring Hall Toilets-clean-sanitise
22	Calingiri - Base course - 150 mm deep with 1.2 % cement - SLK 15.30 to 20.20./Street trees - pick up fallen limbs, leaves/Unsealed road network - sign inspection, repair and replace signs and guide posts where required.
23	Rubbish run/Refuse site maintenance/Railway Tce public toilets + Konnongorring Hall Toilets-clean-sanitise /Calingiri - Gravel Base Course -Stabilise 150 mm deep with 1.2 % cement - SLK 15.30 to 20.20./Unsealed road network - sign inspection, repair and replace signs and guide posts where required.
24	Calingiri - Gravel Base Course - Stabilise 150 mm deep with 1.2 % cement - SLK 15.30 to 20.20./Konnongorring West - patch bitumen potholes with cold mix/Unsealed road network - Culvert inspection and cleaning prior to winter.
25	Rubbish run/Refuse site maintenance/Railway Tce public toilets + Konnongorring Hall Toilets-clean-sanitise /Calingiri - Gravel Base Course - Stabilise 150 mm deep with 1.2 % cement - SLK 15.30 to 20.20./Unsealed road network - Culvert inspection and cleaning prior to winter/Konnongorring West - patch bitumen potholes with cold mix.
26	WEEKEND - Calingiri - Gravel Base Course - Stabilise 150 mm deep with 1.2 % cement - SLK 15.30 to 20.20
27	WEEKEND - Calingiri - Gravel Base Course - Stabilise 150 mm deep with 1.2 % cement - SLK 15.30 to 20.20
28	Rubbish run/Refuse site maintenance/Railway Tce public toilets + Konnongorring Hall Toilets-clean-sanitise /Calingiri - Gravel Base Course - Stabilise 150 mm deep with 1.2 % cement - SLK 15.30 to 20.20./Goomalling town site - street and footpath cleaning and debris removal after thunderstorm event.
29	Calingiri - Gravel Base Course - Stabilise 150 mm deep with 1.2 % cement - SLK 15.30 to 20.20 / Goomalling town site - street and footpath cleaning and debris removal after thunderstorm event / Goomalling town site - street and footpath cleaning and debris removal after thunderstorm event / Road network - Clear debris, clean out culverts and grade out wash outs and silt of roads surrounding Goomalling after severe weather event
30	Rubbish run/Refuse site maintenance/Railway Tce public toilets + Konnongorring Hall Toilets-clean-sanitise /Calingiri - Gravel Base Course - Stabilise 150 mm deep with 1.2 % cement - SLK 15.30 to 20.20./Goomalling town site - street and footpath cleaning and debris removal after thunderstorm event/Road network - Clear debris, clean out culverts and grade out wash outs and silt of roads surrounding Goomalling after severe weather event
31	Calingiri - Gravel Base Course - Stabilise 150 mm deep with 1.2 % cement - SLK 15.30 to 20.20./Goomalling town site - street and footpath cleaning and debris removal after thunderstorm event/Road network - Clear debris, clean out culverts and grade out wash outs and silt of roads surrounding Goomalling after severe weather event/Cemetery - burial duties.



MAINTENANCE GRADING REPORT

SOUTH WEST

SOUTH EAST

ROAD NAME	DATE	ROAD NAME	DATE
ANDERSON	28.9.21	ABBATOIR	6.10.21
BEBAKINE	14.1.22	BERRING	17.12.21
BEECROFT	16.3.22	BERRING E	4.2.22
BOLGART EAST	3.3.22	BOASE	2.2.22
CHITIBIN	4.2.20	BROOKSBANK	1.2.22
CLARKE	5.1.21	DICK ST	4.1.22
CLAY PIT	10.9.21	GEORGE ST	4.1.22
EATON	4.10.21	HAGBOOM STH	22.7.20
GOON GOONING	15.4.21	HAYWOOD ST	1.4.22
HUGHES	17.1.22	HULONGINE	24.1.22
JENNACUBBINE E	6.8.21	KUNZIA WAY	4.1.22
KROE HUT	3.11.21	MARTINDALE WAY	4.1.22
LAWLER	25.8.21	PATTERSON	19.1.22
LEESON	26.8.21	PEAR TREE DRIVE	31.3.22
LONG FORREST	11.3.22	ROBERT	18.1.22
MC LEAN	5.10.21	SLATER ST	4.1.22
MUGGIN MUGGINS	6.10.21	SADLER	27.1.22
ROSSMORE	4.10.21	SALMON GUM WAY	31.3.22
ROWLES	25.10.21	SHORT ST	5.1.22
SAWYER	26.6.20	SMITH ST	5.1.22
SHEEN	20.8.21	UCARTY	31.1.22
SMITH	23.2.22	YORK GUM WAY	31.3.22
TYNDALL	8.3.22	WATERHOUSE WAY	5.1.22
WONGAMINE	17.1.22	WHITE ST	5.1.22
		WILLIAM ST	5.1.22

SHIRE OF GOOMALLINGAGENDA FOR ORDINARY MEETING OF COUNCIL
WEDNESDAY 20 APRIL 2022**NORTH WEST**

ROAD NAME	DATE
BURNT HILL	25.3.22
BURABADJI	24.3.22
CACTI	25.2.22
CARTER	6.9.21
COULTHARD	18.3.22
DEW	24.8.21
DONALD	17.3.22
GLATZ	22.3.22
HAYWOOD	21.3.22
JONES	22.1.21
KONNONGORRING W	21.12.21
LORD	23.3.22
MORREL	26.8.21
PINKWERRY	25.5.20
WHITFIELD	24.3.22

NORTH EAST

ROAD NAME	DATE
BERRING	17.2.22
BOTHERLING E	8.2.22
BURABADJI E	16.2.22
BYBERDING	15.9.21
CARTER EAST	11.5.20
COOPER	12.5.20
DEAN	11.6.21
DOWERIN-KONNONGORRING	30.11.21
EGAN	15.2.22
EVANS	14.2.22
FAIRLEE	12.5.20
GABBY QUOI QUOI	13.12.21
GRIFFITH WHALEY	13.5.20
KALGUDDERING W	12.5.20
KING	27.5.21
LAKE	9.2.22
MOUNTJOY	15.6.21
NAMBLING NTH	17.2.22
OAKPARK	4.2.22
PRYOR	9.2.22
SAWYER	14.2.22
SCHELL	17.2.22
SEIGERT	18.1.21
SHARA	1.5.20
SLATER	15.2.22
SPARK	15.2.22
WHITE	26.8.21
WILLIAMS	11.5.20

**13.5 PARKS & GARDENS REPORT**

David Long

PARKS & GARDENS MARCH 2022

1	Daily watering schedule/Public Toilets and War Memorial-rake and tidy/Town streets - pick up fallen limbs and general refuse-rake and remove leaves from drains and kerbs / Administration - mow lawn / Anstey - mow lawn/APU - garden bed maintenance/Railway Tce - Island garden bed maintenance/Football oval - manual weed flea bain/Cricket pitch - weed, mow. cross roll and fertilise.
2	Apu - Garden bed maintenance/Town site - prune regrowth on street trees / Football oval - mow, manual weed flea bain, Line mark cricket boundary/Cricket pitch - Prepare for home game.
3	Tennis courts - relocate netball shelters from the works depot and install /Railway Tce - edge and mow lawns/Mortlock Lodge - mow/46 Hoddy - repair reticulation/Cricket pitch - Prepare for home game/Football oval - top dress low area and sprinklers, manual weed flea bane.
4	Daily watering schedule/Public Toilets and War Memorial-rake and tidy/Town streets - pick up fallen limbs and general refuse-rake and remove leaves from drains and kerbs/Cricket pitch - Prepare for home game.
5	WEEKEND
6	WEEKEND
7	Public Holiday
8	Daily watering schedule/Administration - edge and mow lawns/Anstey - edge and mow lawns/Millsteed - dead head roses, garden bed maintenance/Playground-rake and remove, leaves, limbs and refuse, rake and decompact soft fall area.
9	Daily watering schedule/Cricket pitch - end of season renovations, vertimow, heavy dethatch, seed bare areas, fertilise and top dress whole block with clay/Railway Tce - mow lawns, reticulation repairs/Town site - weed control on street verges.
10	Daily watering schedule/Cricket pitch - end of season renovations, vertimow, heavy dethatch, seed bare areas, fertilise and top dress whole block with clay/Football oval reticulation valve repairs/Railway Tce - mow lawns, reticulation repairs.
11	Daily watering schedule/Public Toilets and War Memorial-rake and tidy/Town streets - pick up fallen limbs and general refuse-rake and remove leaves from drains and kerbs/Hockey oval - mow/Football oval - mow/Pavilion + gym - edge and mow lawns/Town site - sweep streets with street sweeper.
12	WEEKEND
13	WEEKEND
14	Daily watering schedule/Public Toilets and War Memorial-rake and tidy/Town streets - pick up fallen limbs and general refuse-rake and remove leaves from drains and kerbs/Town site - sweep streets with street sweeper/Town site - weed control on street verges/Millsteed - edge and mow lawn.
15	Daily watering schedule/Town site - weed control on street verges/Town site - sweep streets with street sweeper/Millsteed - garden bed maintenance/Farmers club - water.
16	Daily watering schedule/Railway tce - edge and mow lawns/Anstey park - edge and mow lawns/Administration -edge and mow lawns/Town site - weed control on street verges.
17	Daily watering schedule/Railway tce - mow lawns/Farmers club - mow lawns/APU - mow lawns, garden bed maintenance/Koomal Village - weed control.
18	Daily watering schedule/Public Toilets and War Memorial-rake and tidy/Town streets - pick up fallen limbs and general refuse-rake and remove leaves from drains and kerbs/Koomal

SHIRE OF GOOMALLING

AGENDA FOR ORDINARY MEETING OF COUNCIL
WEDNESDAY 20 APRIL 2022



	Village - Unit 1 - reticulation repairs/Railway Tce - fertilise lawns.
19	WEEKEND
20	WEEKEND
21	Daily watering schedule/Public Toilets and War Memorial-rake and tidy/Town streets - pick up fallen limbs and general refuse-rake and remove leaves from drains and kerbs/Hockey oval - mow/Football oval - mow/Pavilion + Gym - edge and mow lawn.
22	Daily watering schedule/Town site - weed control on street verges/Koomal Village - mow lawns/APU - 44 to 48 mow lawns, garden bed maintenance/Football oval - reticulation repairs/Pavilion - mark out licenced area/Hockey - fertilise with energy turf and brilliance.
23	Daily watering schedule/Farmer Club - edge and mow lawns/Administration - edge and mow lawn/Millsteed - edge and mow lawn, garden bed maintenance/Hockey oval - mark out field lines/Football Oval - mark out field lines/Tennis pavilion - edge and mow lawns.
24	Daily watering schedule/Pavilion + Gym - edge, mow lawn and weed trim surrounds./Hockey oval - weed trim surrounds/Railway Tce - edge and mow lawns/Mortlock Lodge - edge and mow lawns/APU - edge and mow lawns.
25	Daily watering schedule/Public Toilets and War Memorial-rake and tidy/Town streets - pick up fallen limbs and general refuse-rake and remove leaves from drains and kerbs/Hockey oval - mark out field lines/Football Oval - mark out field lines/Reticulation repairs - Koomal village and Anstey park/Railway Tce - garden bed maintenance in reserve side gardens
26	WEEKEND
27	WEEKEND
28	Daily watering schedule/Public Toilets and War Memorial-rake and tidy/Town streets - pick up fallen limbs and general refuse-rake and remove leaves from drains and kerbs/Town site - clean drains and culverts after heavy rain event.
29	Daily watering schedule/Pavilion + Gym - edge, mow lawn and weed trim surrounds./Tennis pavilion - edge and mow lawns/Hockey - mow/Town site - clean drains and culverts after heavy rain event.
30	Daily watering schedule/Football - mow and manual weed/Football and hockey - remark field lines after heavy rain event/Staff Training - Parks and Gardens - Chemical Awareness course.
31	Daily watering schedule/Staff Training - Parks and Gardens - Chemical Awareness course/Football oval - mow, line mark internal field lines, weed trim boundary fence.



13.6 PLANT REPORT – MARCH 2022

David Long

FLEET	MACHINE	KM/HRS START	KM/HRS END	KMS/HRS COMPLETED
GO 009	UTE	44488	45212	724
GO 010	J DEERE	0	0	0
GO 015	UTE	58973	61165	2192
GO 016	UTE	199565	199592	27
GO 017	TRUCK	229821	231937	2116
GO 018	TRUCK	255019	257552	2533
GO 019	TRUCK	538362	541576	3214
GO 020	12 H	15861	15978	117
GO 021	12 M	9240	9323	83
GO 022	STEEL ROLLER	4825	4836	11
GO 023	UTE	200538	202578	2040
GO 024	LOADER	9560	9596	36
GO 025	MULTI ROLLER	2420	2450	30
GO 026	UTE	171960	174073	2113
GO 027	TRUCK	274275	274790	515
GO 028	BACKHOE	610	615	5
GO 033	COASTER BUS	183410	183710	300
GO 034	MASSEY	7127	7130	3
GO 037	UTE	106306	106557	251
GO 038	UTE	165114	165650	536
GO 039	UTE	280056	281099	1043
GO 040	SUV	64467	65318	851
GO 041	TRUCK	233270	233270	0
GO 042	UTE	120611	121989	1378
GO 183	UTE	78815	82648	3833
GO SHIRE	SUV	82719	82719	0
GO SHIRE1	BUS	293371	293800	429
GO 018	TRUCK	Fuel tank leak -		
GO 019	TRUCK	Gear selector -		
GO 024	LOADER	Hydraulic hoses replacement -		
GO 026	UTE	service - fit new tyres		
GO 028	BACKHOE	hydraulic hoses		
GO 038	UTE	service -		
GO 039	UTE	service		
GO 183	UTE	service		
MISC	Street sweeper	repair control levers - Sign trailer - fit new tyres - diesel water pump - service and fit hoses -		
	Office Gen Set	Battery replacement		



13.7 BUILDING MAINTENANCE REPORT
 David Long

BUILDING MAINTENANCE MARCH 2022

DATE	WORK DESCRIPTION
1	32 Eaton St - replace back door/CWA - pack up items in preparation for demolition.
2	CWA - pack up items in preparation for demolition/Pump station-Maintenance/Imhoff-maintenance.
3	Netball courts - Install dugouts and secure/Hockey - shift goals from depot to oval/Railway station - Liaise with electrician on electrical supply issues, repair leaking taps/Memorial Park - repair BBQ.
4	Pump station-Maintenance/Imhoff-maintenance./GSC pavilion - tap repairs/Slater Homestead - vermin control.
5	WEEKEND
6	WEEKEND
7	Public Holiday
8	Pump station-Maintenance/Imhoff-maintenance./Chlorinator - inspect and carry out maintenance.
9	Generators - pre start check and refuel Administration and CRC generators/45 James st - repair water leak, repair poly sheeting on patio.
10	Caravan Park - flush drains, repair toilet cistern/CWA - - pack up items in preparation for demolition/Vermin control - various buildings.
11	Pump station-Maintenance/Imhoff-maintenance./Slaters homestead- Remove and replace broken drainage grates on the cellar building.
12	WEEKEND
13	WEEKEND
14	Pump station-Maintenance/Imhoff-maintenance.
15	41 High - reticulation repairs/47 James St - reticulation repairs/CWA - Commence demolition
16	CWA - Demolition of building.
17	CWA - Demolition of building.
18	Pump station-Maintenance/Imhoff-maintenance./Koomal village 0 Unit 1 - repair water leak/Slaters - vermin control/CWA - Demolition of building.
19	WEEKEND
20	WEEKEND
21	Pump station-Maintenance/Imhoff-maintenance/Tennis pavilion- toilet cistern leak/Gym - toilet seal leaks/Town Hall - toilet seal leaks/GSC pavilion - toilet roll holders/39 A Railway Tce- tap repairs/Mirabelle - vermin control.
22	CWA - Demolition of building/Administration office - fit flyscreen door.
23	CWA - Demolition of building/Public toilets - tap repairs/Gumnuts-Replaced kitchen taps.
24	CWA - Demolition of building/41 Throssell - repaired fences.
25	CWA - Demolition of building/Pump station-Maintenance/Imhoff-maintenance.
26	WEEKEND
27	WEEKEND
28	Pump station-Maintenance/Imhoff-maintenance./Pump station 1 - Inspect and organise repairs after lightning strike issues.
29	White st dams - transfer water to chlorinator dam



30	White st dams - transfer water to chlorinator dam/Pump station 2 - maintenance after storm event.
31	Pump station 2 - maintenance and repairs after storm event.

14. MEETING CLOSURE